



2021-2022 IUPUI BASKETBALL GAME NOTES

IUPUI

SCHEDULE/RESULTS

(1-14, 0-6 HORIZON)

Date	Opponent	Result/Time
Nov. 3	# Anderson (ESPN+)	W, 74-60
Nov. 9	at Butler (FS1 Whiparound)	L, 47-56
Nov. 11	at Evansville (ESPN3)	L, 40-60
Nov. 15	^ vs. Denver	L, 47-63
Nov. 16	^ vs. Texas A&M-CC	L, 59-65
Nov. 17	^ at UTSA	L, 57-60
Nov. 23	Spalding Univ. (ESPN+)	W, 61-41
Dec. 2	*Detroit Mercy (ESPN+)	L, 45-69
Dec. 4	*Oakland (ESPN+)	L, 45-78
Dec. 10	at Tennessee State (ESPN+)	L, 44-70
Dec. 16	Chicago State (ESPN+)	L, 55-61
Dec. 21	Morehead State (ESPN+)	L, 52-80
Dec. 30	*Cleveland State (ESPN+)	canceled
Jan. 1	*Purdue Fort Wayne (ESPN+)	canceled
Jan. 6	*at Northern Kentucky (ESPN+)	canceled
Jan. 8	*at Wright State (ESPN+)	L, 58-72
Jan. 10	*UIC (ESPN+)	L, 65-67
Jan. 13	*at Green Bay (ESPN+)	L, 54-69
Jan. 15	*at Milwaukee (ESPN+)	L, 54-89

Jan. 18	at Ohio State (BTN)	7:00 pm
Jan. 20	*Wright State (ESPN+)	7:00 pm
Jan. 22	*Northern Ky. (ESPN+)	12:00 pm
Jan. 27	*at Oakland (ESPN+)	7:00 pm
Jan. 29	*at Detroit Mercy (ESPN+)	1:00 pm
Feb. 3	*Youngstown State (ESPN+)	7:00 pm
Feb. 5	*Robert Morris (ESPN+)	12:00 pm
Feb. 10	*at Purdue Fort Wayne (ESPN+)	7:00 pm
Feb. 12	*at Cleveland State (ESPN+)	3:00 pm
Feb. 14	*at UIC (ESPN+)	8:00 pm
Feb. 17	*at Robert Morris (ESPN+)	7:00 pm
Feb. 19	*at Youngstown State (ESPN+)	2:00 pm
Feb. 24	*Milwaukee (ESPN+)	8:00 pm
Feb. 26	*Green Bay (ESPN+)	tba
Mar. 1	& HL Tourney - 1st Round	tba
Mar. 3	& HL Tourney - Quarterfinals	tba
Mar. 7	& HL Tourney - Semifinals	tba
Mar. 8	& HL Tourney - Championship	tba

home games listed in **bold**
 * denotes Horizon League games
 ^ 210 San Antonio Shootout (San Antonio, Texas)
 & denotes Horizon League Tournament games
 (quarterfinals on campus sites / semis and finals in Indy)

MEDIA COVERAGE

TV: BTN

Chris Vosters (pxp); Trent Meacham (analyst)

Video Stream: BTN+

Live Stats: IUPUIJags.com

Twitter: @IUPUIJaguars / @IUPUIMensBball

MBB CONTACT

Ed Holdaway - IUPUI Assistant AD

Email: eholdawa@iupui.edu

Twitter: @EdHoldaway

Cell: 317-908-2645

'03 NCAA TOURNAMENT, 2010 CBI, 2019 CIT

IUPUI (1-14) at No. 19/18 OHIO STATE (11-4)

January 18, 2022 - 7:00 p.m. | Columbus, Ohio | Value City Arena (19,049)

STAT BREAKDOWN

IUPUI				OHIO STATE			
NET	KenPom	RPI	BPI	NET	KenPom	RPI	BPI
357	356	358	357	25	23	6	26
52.2					74.6		
66.7					69.5		
-14.5					+5.1		
.376					.478		
.435					.410		
31.5 (-1.4)					35.7 (+2.7)		
.279					.374		
.346					.322		
.672					.745		
9.9					14.4		
16.4 (-2.8)					12.7 (-2.0)		

SERIES BREAKDOWN

Overall:	0-2
Crenshaw vs. OSU:	0-0
at OSU:	0-2
at IUPUI:	0-0
neutral:	0-0
Last Meeting:	Dec. 9, 2010
Outcome:	#2 Ohio State 75, IUPUI 64 (Columbus)
Streak:	OSU has won 2

Opponent Stat Leaders

Points:	E.J. Liddell (19.9 ppg)
Rebounds:	E.J. Liddell (7.1 rpg)
Assists:	Jamari Wheeler (4.0 apg)
Threes Made:	Justin Ahrens (30)
Blocked Shots:	E.J. Liddell (45)
Steals:	Jamari Wheeler (24)
Minutes Played:	E.J. Liddell (31.0 mpg)

THE JAGUARS

PROBABLE STARTERS (based on last game)

No.	Name	Yr.	Pos.	Ht.	Hometown	PPG	RPG	APG	FG%	3FG%	FT%
00	B.J. Maxwell	Gr.	G/F	6-5	Austin, Texas	11.6	4.6	0.6	.340	.243	.814
5	Nathan McClure	Jr.	G	6-4	Houston, Texas	4.5	4.3	1.1	.369	.231	.846
25	Boston Stanton III	Fr.	G	6-5	Denver, Colo.	4.7	2.0	1.3	.255	.269	.571
23	Chuks Isitua	Fr.	F/C	6-11	Lagos, Nigeria	3.7	2.1	0.2	.564	---	.632
24	Jonah Carrasco	Sr.	F	6-9	Wichita, Kan.	3.9	3.5	0.3	.477	---	.593

OFF THE BENCH

1	KJ Pruitt	Fr.	G	6-4	Lewisville, Texas	5.0	3.1	1.8	.413	.286	.615
2	Bobby Harvey	Sr.	G	6-3	Chicago, Ill.	4.2	2.6	0.8	.271	.323	.667
4	Bakari LaStrap	So.	G	6-0	Houston, Texas	6.3	1.4	2.2	.419	.467	.577
10	Mike DePersia	Jr.	G	5-11	Cherry Hill, N.J.	4.1	2.2	2.6	.394	.444	.538
12	Azariah Seay	Sr.	G	6-4	Montgomery, Ala.	7.3	3.2	0.7	.398	.190	.789
33	Dimitar Pandev	Sr.	F	6-10	Strumica, Macedonia	2.6	1.7	0.2	.481	.444	.545

QUICK HITTERS

IUPUI is 0-17 all-time against ranked opponents in the program's Division I era (1998-present). The last time IUPUI faced Ohio State on Dec. 9, 2010, the Buckeyes were ranked No. 2 nationally and outlasted the Jaguars, 75-64.

IUPUI hasn't defeated a Big Ten opponent since Nov. 27, 2002 when the Jaguars won at Northwestern, 56-53. Since then, IUPUI has dropped 10 straight to Big Ten opponents, which includes the 2010 meeting with Ohio State.

IUPUI has made three trips to Ohio State's Value City Arena in the program's history - road games against the Buckeyes in 2001 and 2010, both of which ended in defeat. Additionally, IUPUI opened the 2006-07 season by participating in the BCA Classic in Columbus, facing Alabama A&M, Kent State and Loyola Chicago in neutral site games.

With a rash of injuries in December, the IUPUI starting lineup and rotations has become a patchwork chore for first year head coach Matt Crenshaw. Of the 11 players who have seen action this season, 10 have now started at least one game this season. Freshman **Boston Stanton III** is the lone IUPUI player to have started all 15 games.

Of IUPUI's 11 active players, 10 have scored in double-figures in at least one game this season with senior **Jonah Carrasco** adding his name to that list last Monday night (Jan. 10). Carrasco had a perfect shooting night, hitting all four field goals and both of his free throws in tallying a career-high 10 points against UIC. The only player to have not scored in double-digits this season is junior guard **Mike DePersia**.

Maxwell leads IUPUI in scoring (11.6 ppg), rebounding (4.6 rpg), minutes played (31.5 mpg), free throw percentage (81.4%) and threes made (18). Maxwell has led IUPUI in scoring in nine of his 14 appearances and had a career-high 20 points (6-11 FG, 3-4 3's, 5-5 FT) against Chicago State just before Christmas break.

The IUPUI basketball team had a 3.23 grade point average for the fall with 10 of the 14 team members notching a 3.0 or better. **Nathan McClure** had a perfect 4.0 in the fall and Stanton had a 3.95 mark. As a team, the Jaguars currently have a cumulative 3.37 team GPA.

2021-2022 ROSTER

NUMERIC ROSTER

##	Name	Pos.	Ht.	Wt.	Yr.	Hometown/High School (Previous)
00	B.J. Maxwell	G/F	6-5	200	Gr.	Austin, Texas/LBJ (St. Edward's (Tex.) Univ.)
1	KJ Pruitt	G	6-4	203	Fr.	Lewisville, Texas/Sunrise Christian Academy
2	Bobby Harvey	G	6-3	200	Sr.	Chicago, Ill./Hillcrest (Wabash Valley (Ill.) College)
4	Bakari LaStrap	G	6-0	170	So.	Houston, Texas/The Woodlands Christian Academy
5	Nathan McClure	G	6-4	175	Jr.	Houston, Texas/Concordia Lutheran (State Fair (Mo.) C.C.)
10	Mike DePersia	G	5-11	175	Jr.	Cherry Hill, N.J./Haddonfield Memorial
11	Kaleb Edwards	G	6-3	175	Fr.	Fishers, Ind./Guerin Catholic
12	Azariah Seay	G	6-4	195	Sr.	Montgomery, Ala./Robert E. Lee (Blinn (Texas) College)
15	Zach Gunn	F	6-6	210	Gr.	Fishers, Ind./Hamilton Southeastern (Ball State)
20	Derek Petersen	G	6-2	175	Fr.	Greenwood, Ind./Greenwood Christian (Hope College)
23	Chuks Isitua	F/C	6-11	220	Fr.	Lagos, Nigeria/Jack Yates (Tex.)
24	Jonah Carrasco	F	6-9	220	Sr.	Wichita, Kan./Wichita North (Otero (Colo.) J.C.)
25	Boston Stanton III	G	6-5	190	Fr.	Denver, Colo./Denver East
33	Dimitar Pandev	F	6-10	225	Sr.	Strumica, Macedonia/The Skill Factory (Ga.) (Clarendon College)

ROSTER BREAKDOWNS

BY CLASS-

Freshmen: 5
Juniors: 2
Grads: 2

Sophomores: 1
Seniors: 4

BY PRIMARY POSITION-

Guards: 10
Centers: 0

Forwards: 4

BY HOME STATE/COUNTRY-

Texas: 4

Indiana: 3

**Illinois/Alabama/Colorado/Kansas/
New Jersey/Macedonia/Nigeria:** 1

PRONUNCIATION GUIDE

Jonah **CARRASCO** (cuh-RASS-ko)

CHUKS (CHOOKS) **ISITUA** (ee-see-TOO-uh)

DIMITAR (DIM-ee-tar) **PANDEV** (PAN-dev)

AZARIAH (AZ-uh-rye-uh) **SEAY** (SAY)

Head Coach: Matt Crenshaw (1st season as HC - IUPUI, '04; 13th season at IUPUI)

Assistant Coach: Antwain Banks (1st season - IU Southeast, '04)

Assistant Coach: Tommy Strine (1st season - IPFW, '14)


Assistant Coach: Roy Hairston (3rd season - Purdue, '97)

Director of Operations: Aaron Evans (3rd season - Marian, '14)


RADIO / TV ROSTER



#00 - B.J. MAXWELL
6-5 // Gr. // G/F
Austin, Texas
Public Relations MA




#1 - KJ PRUITT
6-4 // Fr. // G
Lewisville, Texas
Sports Management



#2 - BOBBY HARVEY
6-3 // Sr. // G
Chicago, Ill.
General Studies



#4 - BAKARI LaSTRAP
6-0 // Soph. // G
Houston, Texas
Business



#5 - NATHAN McCLURE
6-4 // Jr. // G
Houston, Texas
General Studies




#10 - MIKE DePERSIA
5-11 // Jr. // G
Cherry Hill, N.J.
Finance



#11 - KALEB EDWARDS
6-3 // Fr. // G
Fishers, Ind.
Business




#12 - AZARIAH SEAY
6-4 // Sr. // G
Montgomery, Ala.
General Studies



#15 - ZACH GUNN
6-6 // Gr. // F
Fishers, Ind.
Organizational Leadership MS




#20 - DEREK PETERSEN
6-2 // R-Fr. // G
Greenwood, Ind.
Computer Engineering



#23 - CHUKS ISITUA
6-11 // Fr. // F/C
Lagos, Nigeria
OLS



#24 - JONAH CARRASCO
6-9 // Sr. // F
Wichita, Kan.
General Studies



#25 - BOSTON STANTON III
6-5 // Fr. // G
Denver, Colo.
Psychology



#33 - DIMITAR PANDEV
6-10 // Sr. // F
Strumica, Macedonia
General Studies



MATT CRENSHAW
Head Coach
13th season at IUPUI
1st season as HC



ANTWAIN BANKS
Assistant Coach
1st season



TOMMY STRINE
Assistant Coach
1st season



ROY HAIRSTON
Assistant Coach
3rd season

POLLS

HORIZON LEAGUE

ASSOCIATED PRESS

Week 11 - Jan. 17

Rank	Team (1st)
1.	Gonzaga (25)
2.	Auburn (36)
3.	Arizona
4.	Purdue
5.	Baylor
6.	Duke
7.	Kansas
8.	Wisconsin
9.	UCLA
10.	Houston
11.	Villanova
12.	Kentucky
13.	LSU
14.	Michigan State
15.	Iowa State
16.	USC
17.	Illinois
18.	Texas Tech
19.	Ohio State
20.	Xavier
21.	Providence
22.	Loyola Chicago
23.	Texas
24.	Tennessee
25.	UConn

COACHES

Week 11 - Jan. 17

Rank	Team (1st)
1.	Gonzaga (23)
2.	Auburn (8)
3.	Arizona (1)
4.	Purdue
5.	Duke
6.	Baylor
7.	Kansas
8.	Wisconsin
9.	UCLA
10.	Houston
11.	Villanova
12.	Kentucky
13.	Michigan State
14.	Iowa State
15.	USC
16.	LSU
17.	Illinois
18.	Ohio State
19.	Texas Tech
20.	Xavier
21.	Providence
22.	Texas
23.	Colorado State
24.	Loyola Chicago
25.	Tennessee UConn

MID-MAJOR TOP 25

January 10

Rk	Team (1st)	Record	Pts.	Prev.	Conf.
1	Gonzaga (31)	12-2	775	1	West Coast
2	Loyola Chicago	11-2	738	3	Missouri Valley
3	BYU	14-3	703	5	West Coast
4	San Francisco	14-2	667	2	West Coast
5	Iona	11-3	624	4	Metro Atlantic
6	Belmont	12-3	621	6	Ohio Valley
7	Ohio	12-2	559	7	Mid-American
8	Saint Mary's	12-4	543	7	West Coast
9	Murray State	12-2	537	9	Ohio Valley
10	New Mexico State	13-2	490	10	Western Athletic
11	Chattanooga	13-3	438	13	Southern
12	South Dakota State	13-4	430	12	Summit
13	Monmouth	10-3	363	11	Metro Atlantic
14	Grand Canyon	12-2	356	14	Western Athletic
15	Oakland	11-4	327	15	Horizon
16	Drake	11-5	312	16	Missouri Valley
17	Toledo	11-4	246	19	Mid-American
18	Santa Clara	10-5	166	25	West Coast
19	James Madison	9-3	164	17	Colonial
20	Akron	8-4	125	18	Mid-American
21	Cleveland State	10-3	104	NR	Horizon
22	Furman	11-6	96	NR	Southern
23	Utah Valley	11-4	94	24	Western Athletic
24	Southern Utah	9-5	87	23	Big Sky
25	Wagner	8-2	71	NR	Northeast

HORIZON LEAGUE PRESEASON POLLS

Pl. School (1st-place) - Votes

1.	Cleveland State (30) - 502
2.	Wright State (9) - 463
3.	Northern Kentucky (1) - 406
4.	Milwaukee (2) - 396
5.	Detroit Mercy (2) - 350
6.	Oakland - 340
7.	Youngstown State - 214
8.	UIC - 204
9.	Purdue Fort Wayne - 169
10.	Robert Morris - 157
11.	Green Bay - 146
12.	IUPUI - 85

Preseason POTY: Antoine Davis, Detroit Mercy

First Team (alphabetical order by school)

Torrey Patton, Cleveland State
 Antoine Davis, Detroit Mercy
 Patrick Baldwin Jr., Milwaukee
 Jalen Moore, Oakland
 Grant Basile, Wright State

Second Team (alphabetical order by school)

DeAndre Gholston, Milwaukee
 Trevon Faulkner, Northern Kentucky
 Marques Warrick, Northern Kentucky
 Jarred Godfrey, Purdue Fort Wayne
 Tanner Holden, Wright State

HORIZON LEAGUE STANDINGS

through games on Jan. 16

Team	Overall (Pct.)	HL (Pct.)
Oakland.....	13-4 (.765)	7-0 (1.000)
Cleveland State	11-4 (.733)	7-1 (.875)
Wright State	9-8 (.529)	6-2 (.750)
Detroit Mercy.....	5-9 (.357)	3-2 (.600)
Youngstown State	10-8 (.556)	4-4 (.500)
Purdue Fort Wayne.....	8-8 (.500)	4-4 (.500)
UIC	7-8 (.467)	3-3 (.500)
Milwaukee.....	6-12 (.333)	4-5 (.444)
Northern Kentucky	6-9 (.400)	2-4 (.333)
Green Bay	3-13 (.188)	2-5 (.286)
Robert Morris	3-14 (.176)	1-7 (.125)
IUPUI.....	1-14 (.067)	0-6 (.000)

HORIZON LEAGUE SCHEDULE

Date	Game	Time
1/18	IUPUI at Ohio State	7pm
1/20	Wright St. at IUPUI	7pm
	Detroit Mercy at Green Bay	8pm
	Oakland at Milwaukee	8pm
	Northern Ky. at UIC	8pm
1/21	Youngstown St. at Cleveland St.	7pm
	Robert Morris at Purdue Fort Wayne	7pm
1/22	Northern Ky. at IUPUI	12pm
	Detroit Mercy at Milwaukee	3pm
	Oakland at Green Bay	7pm
	Wright St. at UIC	8pm
1/23	Youngstown St. at Purdue Fort Wayne	12pm
	Robert Morris at Cleveland St.	3pm
1/27	Milwaukee at Robert Morris	7pm
	Green Bay at Youngstown St.	7pm
	IUPUI at Oakland	7pm
	UIC at Detroit Mercy	7pm
1/28	Purdue Fort Wayne at Northern Ky.	7pm
	Cleveland St. at Wright St.	9pm
1/29	IUPUI at Detroit Mercy	1pm
	Milwaukee at Youngstown St.	2pm
	UIC at Oakland	3pm
	Green Bay at Robert Morris	7pm
1/30	Purdue Fort Wayne at Wright St.	2pm
	Cleveland St. at Northern Kentucky	2pm
2/3	Oakland at Northern Kentucky	7pm
	Youngstown St. at IUPUI	7pm
	Detroit Mercy at Wright St.	7pm
	Robert Morris at UIC	8pm
2/4	Milwaukee at Purdue Fort Wayne	7pm
	Green Bay at Cleveland St.	7pm
2/5	Robert Morris at IUPUI	12pm
	Youngstown St. at UIC	2pm
	Detroit Mercy at Northern Ky.	7pm
	Oakland at Wright St.	7pm
2/6	Green Bay at Purdue Fort Wayne	2pm
	Milwaukee at Cleveland St.	3pm

IUPUI IN HORIZON LEAGUE STATS

through games on Jan. 16 [denotes NCAA ranking]

Category	HL [Nat Rk.]	Stat
Scoring	12th.....	52.20 ppg
Scoring Defense.....	2nd	66.67 ppg
Scoring Margin.....	12th.....	-14.47 ppg
Free Throw %	11th	67.2%
Field Goal %.....	12th.....	37.6%
Field Goal % Def.	5th	43.5%
3Pt Field Goal %	11th	27.9%
3Pt Field Goal % Def	11th	34.6%
Rebounding Offense	11th	31.47 rpg
Rebounding Defense.....	2nd	32.93 rpg
Rebounding Margin	8th	-1.47 rpg
Blocked Shots	11th	2.33 bpg
Assists	12th.....	9.93 apg
Steals	10th.....	5.27 spg
Turnover Margin.....	11th	-2.80 to/g
Turnovers.....	12th.....	16.79 to/g
Assist/TO Ratio.....	12th.....	0.61 a/to
Offensive Rebounds.....	6th	10.27 rpg
Defensive Rebounds	12th.....	21.20 rpg
Offensive Reb. Pct.	5th	31.2%
Defensive Reb. Pct.....	11th	67.4%
3FG Made	11th	5.47/game

Category Rank Stat

FT Percentage

B.J. Maxwell 9th 81.4%

Blocked Shots

Jonah Carrasco 9th 0.80 bpg

Minutes Played

B.J. Maxwell 15th 31.48 mpg

MILWAUKEE TIP-INS

IUPUI is coming off its worst defensive showing of the year, yielding a season-high 89 points in an 89-54 loss at Milwaukee on Saturday afternoon (Jan. 15)... in addition to the 89 points allowed, IUPUI also allowed a season-high 63.2 percent from the floor, 13 threes, 52.0 percent from three-point range and 19 assists... it marked the first time this season an IUPUI foe shot better than 50 percent from the floor... redshirt junior Nathan McClure, who had attempted just seven free throws all season, hit all six of his tries at Milwaukee... both Mike DePersia and Bakari LaStrap were a perfect 2-of-2 from three-point range in the loss... Azariah Seay had a season-high three assists and Jonah Carrasco had a career-high three steals after collecting just two steals in his first 28 career games... the Milwaukee game marked the second time this year the Jags failed to put a player in double-digits... the Jags matched their season-high with 30 bench points, fueled by nine each from LaStrap and Seay off the bench.

TRIP THREE

IUPUI is 0-2 all-time against Ohio State and 1-4 all-time inside Value City Arena. The Jags lost games to Ohio State in both 2001 and 2010 and went 1-2 in the 2006 BCA Classic at Value City Arena, defeating Alabama A&M in the opener before falling to Kent State and Loyola Chicago the following two days.

The takeaway from the 2006 trip was future NBAer George Hill suffered a foot injury in game two to Kent State, ultimately causing him to redshirt the 2006-07 campaign.

AS A PLAYER

Head coach Matt Crenshaw was in the IUPUI starting five when the Jaguars visited Ohio State on Dec. 8, 2001, finishing with six points, four boards and two assists while playing a team-high 30 minutes in the 83-70 loss. Antoine Lewis paced the Jaguars with 19 points (9-13 FG) in that contest and Lance Williams added 13 (4-12 FG, 3-5 3's, 2-2 FT).

SEAY MY NAME

After scoring just 30 points in the season's first nine games combined, senior Azariah Seay has been on a scoring binge, averaging 13.2 points per game over the past six games. Seay tallied a career-high 17 on 8-of-12 shooting against Morehead State on Dec. 21.

THREE-HEADED MONSTER

IUPUI has used a trio of bodies in the middle this season in Jonah Carrasco, Chuks Isitua and Dimitar Pandev. Collectively, the group is averaging 10.2 points, 7.3 rebounds and 1.3 blocked shots per game while shooting 51 percent (56-of-110) from the field.

SEVEN BODIES

IUPUI entered the Dec. 21 Morehead State game with nine healthy bodies and finished the night with just seven cleared for takeoff. In addition to Seay's career-high 17, two others made the most of an extended opportunity as sophomore Bakari LaStrap finished with a career-high 11 points (5-11 FG, 1-1 FT) in 35 minutes off the bench and senior Dimitar Pandev also had a career-high 11 (3-3 FG, 2-2 3's, 3-6 FT) in just 18 minutes.

IUPUI's top scorer, B.J. Maxwell, was limited to just three points on 1-of-7 shooting.

TAP INTO THE RESERVES

With IUPUI's scoring coming via committee, IUPUI is averaging 19.7 points per game off the bench this season. IUPUI has received 10-or-more points from its bench in every game this season and has had a season-high 30 points twice, including at Milwaukee on Saturday (Jan. 15).

CRAFTY VETERAN

Maxwell is an interesting case study in today's new world of college basketball as he's entering his seventh year of college this season. After redshirting his opening season (2015-16) at Abilene Christian, he played three full seasons at ACU before transferring out for a fifth season. He played just two games at Detroit Mercy in 2019-20 before suffering a season ending injury and receiving another season of eligibility. He spent all of last season at Saint Edward's University in Austin, Texas, where he averaged 18.6 points and 5.3 boards per game while earning NABC Second Team All-District honors.

After all NCAA student-athletes were granted an additional year of eligibility due to COVID-19 issues, Maxwell opted to join the IUPUI program for a seventh season of schooling. He enters this season having played 94 collegiate basketball games and having scored 758 points across both NCAA Division I and II levels.

CHASING 1,000

Maxwell's journey has spanned four schools in three different states at both the Division I and Division II levels, but through it all, he's closing in on 1,000 collegiate points. Maxwell has 921 collegiate points entering play - 385 at Abilene Christian, 2 at Detroit Mercy, 371 at St. Edward's University and 163 this season at IUPUI.

OFFENSE IS OFFENSIVE

IUPUI is currently last in the nation in scoring offense (52.2 ppg) and 342nd of 350 teams in turnovers per game (16.4 to/gm). The Jags have topped 60 points just twice this season.

UNIVERSITY QUICK FACTS

Location	Indianapolis, Ind.
Founded	1969
Nickname	Jaguars
Colors	Red, gold & black
Enrollment	30,000
Affiliation	NCAA Division I
Conference	The Horizon League
Home Facility (Cap.)	Indiana Farmers Coliseum (6,800)
Chancellor	Dr. Nasser Paydar
Athletics Director	Dr. Roderick Perry
Website	www.IUPUIJags.com
Twitter	@IUPUIJaguars
Athletics Phone	(317) 278-5247
Mailing Address	1000 Waterway Blvd. Indianapolis, IN 46202

BASKETBALL HISTORY

First Yr. of basketball	1972
Seasons of basketball	51st
Seasons of Division I basketball	24th
Division I (1998-pres.) Record	290-337 (.463)
NCAA Appearances	1
Last NCAA Appearance	2003
Last Postseason Appearance	2019 (CIT - First Round)

UNIVERSITY NOTES

ABOUT THE UNIVERSITY

IUPUI is a public research university located in downtown Indianapolis that is the result of a merger of the Purdue Indianapolis Extension Center (1946) and Indiana University Indianapolis (1916). The merger was completed in 1969 and athletics began in 1972.

The university offers more than 200 degree programs and boasts an enrollment over 30,000 (22,000 undergrad and 8,000 postgrad). The university also boasts an endowment of more than \$850 million.

The university is ranked among the Top 200 "National Universities" and ranked 7th for "Up and Coming Schools." U.S. News has ranked IUPUI among the nation's elite for 13 straight years.

All total, the campus covers 509 acres and is located along Indy's Cultural Trail.

IUPUI includes the nation's largest nursing school, the second largest medical school in the country, the only dental school in the state, and the country's oldest school of physical education. IUPUI is among the top 20 campuses in the nation for graduate professional degrees conferred

ATHLETIC PROWESS

IUPUI was a primary beneficiary of the 1987 Pan-American Games in Indianapolis and continues to boast some world renowned facilities.

The IU Natatorium is located on the IUPUI campus and is among the best swimming & diving facilities in the world. It has hosted the U.S. Olympic Team Trials four different times and 12 NCAA National Championship meets. In addition, the 2017 World Juniors were held at IUPUI and 16 world records have been set in the Natatorium water.

Adjacent west is the Michael A. Carroll Track & Soccer Stadium which has hosted several USA Outdoor Track & Field Championships and NCAA Championships, along with the 1988 US Olympic Trials. Florence Griffith-Joyner set the 100m world record of 10.49 on the track.

In basketball circles, IUPUI is best known as the long-time host of the Nike All-American Camp, which was held on campus for two decades. The nation's top prep players and coaches from every level converged on campus for two weeks each summer in what was considered the elite college recruiting event of the year. Alum included LeBron James, Chris Webber, Allen Iverson, Kevin Garnett, Jason Kidd and Paul Pierce, among many others.

GEORGE HILL

IUPUI's best known basketball alum is current NBAer George Hill, who is in his 14th year in the league this season. Hill was originally drafted by the San Antonio Spurs (1st rd., 26th overall) in 2008.

He's played for the Spurs (2008-11), Indiana Pacers (2011-16), Utah Jazz (2016-17), Sacramento Kings (2017-18), Cleveland Cavaliers (2018), Milwaukee Bucks (2018-20), Oklahoma City Thunder (2020) and Philadelphia 76ers (2021) before returning to Milwaukee this season. He's played in 825 regular season games, making nearly 500 career starts and averaging 11.0 points and 3.2 assists per game in his NBA career. He led the league in three-point percentage 2019-20 at 46 percent and is a career 38.4 percent shooter.

Entering this season, he's played in 139 career playoff games, starting 91 times and averaging 11.4 points per game.

EXPERIENCE MATTERS

Despite having eight players classified as upperclassmen, the IUPUI roster entered this season without a ton of actual Division I experience. Mike DePersia (1,241 career minutes) and B.J. Maxwell (1,156 minutes between ACU and Detroit Mercy) are the only two to have played at least 1,000 career minutes. A third, Zach Gunn, was closing in on the number having played 920 minutes in three seasons at Ball State, but will miss the entire season due to a preseason injury.

Six others in the IUPUI rotation entered this season having played fewer than 400 career minutes in Nathan McClure (388), Azariah Seay (376 between IUPUI and Alabama State), Bobby Harvey (255), Bakari LaStrap (234), Dimitar Pandev (62) and Jonah Carrasco (49).

FRESH STARTERS

Rarely have freshmen cracked IUPUI's starting five in the program's Division I era. It's super rare to have multiple freshmen starting, but that's the case for the Jags as both KJ Pruitt and Boston Stanton III have routinely been among the first five. Here's a look at other freshmen who have started more than half of the team's games in a given season in the D1 era.

Aaron Brennan - 2014-15 (started 24 of 31 games)

Lyonell Gaines - 2011-12 (started 27 of 32 games)

Alex Young - 2008-09 (started 21 of 30 games)

George Hill - 2004-05 (started 21 of 29 games)

Only one other time in the program's Division I era have the Jags had two freshmen as primary starters as Brennan and D.J. McCall were consistent starters in the 2014-2015 campaign.

JERSEY MIKE

Junior guard Mike DePersia ranked No. 3 in the country a year ago with a 3.74 assist-to-turnover ratio, delivering 71 assists against just 19 miscues. In league play, he upped that figure to 4.13. His 3.74 mark last season easily eclipsed the previous IUPUI single-season mark, which was 3.30 set by Taj Hawkins back in 2001-02.

DePersia tied IUPUI's single-game record with 14 assists in a game in a Feb. 12 win over UIC, doing so without committing a turnover. He had a six-game span where he didn't turn the ball over once, dishing out 31 assists during that span.

DePersia enters his third season with the program with a 2.56 career assist-to-turnover ratio, having distributed 156 assists against just 61 turnovers in an IUPUI uniform. The IUPUI career record in the category is 2.16 as Brady Adkins had 261 assists against just 121 turnovers from 1994-1996.

HOOSIER TIES

For the first time in program history, IUPUI opened the season with a starting five that didn't include an Indiana-native. In program history, 73 percent of the players have come from the state of Indiana and IUPUI has never started a game in the Division I era (1998-present) without having at least one Indiana-native included.

In fact, it's unlikely that IUPUI gets any contributions from any Indiana-natives this year as Zach Gunn will miss the season due to injury and non-scholarship freshmen Kaleb Edwards and Derek Petersen are expected to redshirt.

LONESTARS

IUPUI had never had a Texas-native in the program prior to 2019 when Taveion White joined the program. Fast forward to 2021-2022 and IUPUI has four Texas-natives (B.J. Maxwell, KJ Pruitt, Bakari LaStrap and Nathan McClure) on the team and a fifth who played high school in Texas in Chuks Isitua.

IUPUI signed another Texas-product for next season as well as 6-foot-3 guard Daylan Hamilton, who currently plays at Triton College, hails from Houston.

DEPARTED

IUPUI returns just 32.5 percent of its scoring from a season ago as the trio of Marcus Burk (21.7 ppg, 45 3's), Jaylen Minnett (16.4 ppg, 41 3's) and Elyjah Goss (11.1 ppg, 11.6 rpg) are all playing elsewhere this season.

Burk inked a deal with the G League Grand Rapids Gold (affiliate of the Denver Nuggets), Goss is playing professionally in Sweden and Minnett opted to play a graduate season at Missouri State.

Burk finished his two-year IUPUI career ranked No. 22 on the program's all-time scoring list with 1,072 points and Minnett finished No. 9 on the program's all-time scoring list with 1,403 career points and as the program's all-time leader in threes made (285). Goss closed his career as the program's all-time leader in rebounds (880) and a D1 record 25 double-doubles.

SEVEN BACK

IUPUI returns seven letterwinners and two starters - Mike DePersia (5.0 ppg, 3.9 apg) and Nathan McClure (4.4 ppg, 2.9 rpg). The other returning letterwinners are Azariah Seay (5.7 ppg), Bobby Harvey (5.6 rpg), Bakari LaStrap (2.8 ppg), Dimitar Pandev (1.6 ppg, 1.9 rpg) and Jonah Carrasco (0.3 ppg, 0.4 rpg).

FRESH FACES

Hired in April, head coach Matt Crenshaw had to build out his roster for this season in short order. He added five scholarship additions in graduate transfers Zach Gunn (Ball State) and B.J. Maxwell (St. Edward's University) and three freshmen in Chuks Isitua, KJ Pruitt and Boston Stanton III.

Gunn, who will miss the season due to an injury suffered in the preseason, played in 69 games and averaged 4.7 points per game during his four-year Ball State career. Maxwell, who played last season at Division II SEU in Austin, Texas, was the Lone Star Conference (LSC) Newcomer of the Year after averaging 18.6 points, 5.3 rebounds and 2.3 assists per game last season.

Isitua, a 6-foot-11 forward/center, was considered among the top recruits from the state of Texas and was named to the 2021 All-VYPE Houston Boys Public School Basketball Team.

Pruitt, a 6-foot-4 guard, was originally in the Class of 2020 before attending Sunrise Christian Academy last season and reclassifying to the 2021 class. He averaged 14.5 points, 6.0 rebounds and 4.5 assists per game as a senior at Lewisville (Texas) High School before suffering an injury in the season's final game.

Stanton III, the final addition to the program, is a 6-foot-5 guard from Denver East (Colo.) High School. He averaged 21.0 points, 5.6 rebounds and 2.7 assists per game as a junior, but had his senior year derailed by an injury and averaged just 14.2 points, 3.8 rebounds and 2.2 steals per game in five games.

SMALL WONDERS

IUPUI will most likely be undersized in each and every game this season as the average height on the IUPUI roster is just 6' 4 3/4" this season. The IUPUI roster boasts just three players taller than 6-foot-9 in Isitua (6-11), Pandev (6-10) and Carrasco (6-9).

Pandev played just 60 minutes last season before missing the final two months due to injury and Carrasco played just 50 minutes last season.

Given the lack of size, it's likely that Crenshaw will deploy a number of four guard and five guard combinations this season.

AROUND THE DEPARTMENT**KOEPPEN'S KIDS WIN THIRD STRAIGHT**

The IUPUI men's cross country team capped the month of October with a third straight Horizon League title, winning the crown by a wide margin at Northview Church on Oct. 30. It marked the Jags third straight Horizon League title under longtime head coach Chuck Koeppen and fifth conference title in the program's history (two in The Summit, three in the Horizon). The Jags then capped the season by placing No. 10 in the NCAA Great Lakes Regional Championships, marking the third top-10 finish in program history.

Koeppen's squad is being recognized at tonight's game for their league title.

In addition, Koeppen announced the he's stepping down from the program's top spot, effective December 1 and his assistant, Justin Roeder, will take over the program's reins on an interim basis. Koeppen will remain with the program as an assistant coach through the end of the 2021-2022 campaign.

NEW HOME

The IUPUI athletic campus received a major boost this fall with the construction of new outdoor tennis courts, immediately south of Michael A. Carroll Stadium. The six outdoor courts are in the center of campus and include LED lighting.

The courts opened this fall and will officially begin hosting home matches later this spring.

POINT TAKEN

The IUPUI Athletics Department is currently going through the hiring process for a new Senior Associate Director of Athletics as Jaunelle White departed her post earlier this fall to take over as Director of Athletics at NAIA Point University in West Point, Ga.

BASKETBALL CENTRAL

A year after helping host the entire NCAA Men's Basketball Tournament in the Circle City, IUPUI will be slightly less busy this March. That said, IUPUI will serve as an institutional co-host for First and Second Round games this March inside Gainbridge Fieldhouse in downtown Indianapolis.

Also, the Horizon League Tournament will be held inside Indiana Farmers Coliseum for a third straight year in 2022.



2020-2021 MISCELLANEOUS STATISTICS

IUPUI'S RECORD WHEN...			
	'21-22	'21-22	Under
	Overall	HL	Crenshaw
Home:	1-5	0-3	1-5
Away:	0-7	0-3	0-7
Neutral:	0-2	0-0	0-2
Overtime:	0-0	0-0	0-0
Lead @ Halftime:	1-1	0-0	1-1
Trail @ Halftime:	0-12	0-6	0-12
Tied @ Halftime:	0-1	0-0	0-1
Leading w/ 5:00 left:	1-1	0-0	1-1
Trailing w/ 5:00 left:	0-12	0-5	0-12
Tied w/ 5:00 left:	0-1	0-1	0-1
Shooting 50% or better:	0-1	0-1	0-1
Shooting 40-50%:	1-1	0-0	1-1
Shooting less than 40%:	0-12	0-5	0-12
Opp. shoots 50% or better:	0-1	0-1	0-1
Opp. shoots 40-50%:	0-8	0-4	0-8
Opp. shoots less than 40%:	1-5	0-1	1-5
Shooting better % than opp.	1-4	0-1	1-4
Shooting worse % than opp.	0-10	0-5	0-10
Scoring less than 50:	0-6	0-2	0-6
Score 50-59 pts:	0-7	0-3	0-7
Score 60-69 pts:	1-1	0-1	1-1
Score 70-79 pts:	0-0	0-0	0-0
Score 80-89 pts:	0-0	0-0	0-0
Score 90+ pts:	0-0	0-0	0-0
Opp. scores less than 50:	1-0	0-0	1-0
Opp. scores 50-59 pts:	0-1	0-0	0-1
Opp. scores 60-69 pts:	0-8	0-3	0-8
Opp. scores 70-79 pts:	0-3	0-2	0-3
Opp. scores 80-89 pts:	0-2	0-1	0-2
Opp. scores 90+ pts:	0-0	0-0	0-0
Commit less TO than opp.	0-3	0-1	0-3
Commit more TO than opp.	0-8	0-2	0-8
Commit same TO as opp.	1-3	0-3	1-3
Outrebound opponent:	1-6	0-2	1-6
Outrebounded:	0-7	0-3	0-7
Rebounding is equal:	0-1	0-1	0-1
Bench outscores opp.:	1-5	0-3	1-5
Bench is outscored:	0-9	0-3	0-9
Bench scoring is equal:	0-0	0-0	0-0
Hit more FT than opp.:	1-2	0-1	1-2
Hit less FT than opp.:	0-12	0-5	0-12
Hit same FT as opp.:	0-0	0-0	0-0
Hit more 3's than opp.:	1-3	0-1	1-3
Hit less 3's than opp.:	0-10	0-5	0-10
Hit same 3's as opp.:	0-1	0-0	0-1
Decided by 5 pts or less:	0-2	0-1	0-2
Decided by 6-10 points:	0-3	0-0	0-3
Decided by 10+ points:	1-9	0-5	1-9
In home whites:	0-0	0-0	0-0
In grays:	1-6	0-3	1-6
In road blacks:	0-5	0-2	0-5
In road reds:	0-3	0-1	0-3
7 in double-digits:	0-0	0-0	0-0
6 in double-digits:	0-0	0-0	0-0
5 in double-digits:	0-0	0-0	0-0
4 in double-digits:	0-0	0-0	0-0
3 in double-digits:	0-3	0-2	0-3
2 in double-digits:	0-5	0-1	0-5
1 in double-digits:	1-4	0-2	1-4
0 in double-digits:	0-2	0-1	0-2
On Mondays:	0-2	0-1	0-2
On Tuesdays:	1-3	0-0	1-3
On Wednesdays:	0-1	0-0	0-1
On Thursdays:	0-4	0-2	0-4
On Fridays:	0-1	0-0	0-1
On Saturdays:	0-3	0-3	0-3
On Sundays:	0-0	0-0	0-0
In November:	1-5	0-0	1-5
In December:	0-5	0-2	0-5
In January:	0-4	0-4	0-4
In February:	0-0	0-0	0-0
In March:	0-0	0-0	0-0

CAREER DOUBLE-DIGIT PERFORMANCES/STARTS/DUNKS			
Double-Digit Scoring Gms			
Name	Sea	Car	
Maxwell	9	9	
Seay	4	7	
LaStrap	4	5	
DePersia	0	3	
Harvey	1	3	
McClure	1	2	
Carrasco	1	1	
Isitua	1	1	
Pandev	1	1	
Pruitt	1	1	
Stanton III	1	1	
20+ Point Scoring Games			
Name	Sea	Car	
Maxwell	1	1	
30+ Point Scoring Games			
Name	Sea	Car	
Maxwell	1	1	
Double-Digit Reb. Games			
Name	Sea	Car	
Maxwell	1	1	
Double-Doubles			
Name	Sea	Car	
Maxwell	1	1	
Games Started			
Name	Sea	Car	
DePersia	2	30	
McClure	13	26	
Stanton III	15	15	
Maxwell	13	13	
Carrasco	12	12	
Pruitt	10	10	
Seay	4	6	
Harvey	1	5	
Isitua	4	4	
Pandev	0	3	
LaStrap	1	2	
Dunks			
Name	Sea	Car	
Carrasco	5	6	
Isitua	2	2	
Harvey	1	1	
LaStrap	0	1	
Maxwell	1	1	
McClure	0	1	
Pruitt	1	1	

TIMES LEADING THE TEAM IN...			
Points			
Name	Sea	Car	
Maxwell	1	1	
LaStrap	1	1	
Seay	1	1	
Harvey	1	1	
Pruitt	1	1	
Rebounds			
Name	Sea	Car	
Maxwell	7	7	
McClure	5	5	
Pruitt	5	5	
Carrasco	1	1	
Harvey	1	1	
Isitua	1	1	
Pandev	1	1	
Seay	1	1	
Assists			
Name	Sea	Car	
DePersia	8	10	
LaStrap	3	3	
Pruitt	3	3	
McClure	1	1	
Stanton III	1	1	
Harvey	1	1	
Isitua	1	1	
Pandev	1	1	
Seay	1	1	
Steals			
Name	Sea	Car	
DePersia	4	14	
LaStrap	2	2	
McClure	2	2	
Pruitt	2	2	
Maxwell	2	2	
Isitua	2	2	
Seay	2	2	
Stanton III	2	2	
Carrasco	1	1	
Harvey	1	1	
Blocked Shots			
Name	Sea	Car	
Carrasco	7	7	
Isitua	3	3	
McClure	3	3	
DePersia	3	3	
Maxwell	3	3	
Pandev	3	3	
Pruitt	3	3	
Harvey	3	3	
Maxwell	1	1	
Stanton III	1	1	

SPECIALTY STATS

PP = Points in the Paint; POT = Points off Turnover; 2nd = 2nd Chance Points; BP = Bench Points

Opponent	Result	PP	POT	2nd	BP	Largest Lead	Largest Deficit	Lead Chngs	Ties	Time w/ Lead	Time Trailing
at Butler	L, 47-56	22/16	11/7	4/3	20/8	2	15	2	2	4:06	33:56
at Evansville	L, 40-60	24/22	8/16	8/2	13/14	---	22	0	0	0:00	38:33
vs. Denver	L, 47-63	12/20	11/23	13/9	22/24	---	19	0	1	0:00	38:35
vs. TAMUCC	L, 59-65	14/32	14/21	11/13	27/31	6	11	3	1	16:08	21:50
at UTSA	L, 57-60	24/24	13/13	12/14	26/5	10	3	3	1	37:30	0:52
Spalding Univ.	W, 61-41	22/20	20/15	11/3	30/19	26	---	0	0	39:06	0:00
Detroit Mercy	L, 45-69	16/26	15/22	1/6	18/9	---	28	0	0	0:00	39:12
Oakland	L, 45-78	24/28	4/32	9/20	16/19	2	34	2	1	0:56	36:26
at Tennessee St.	L, 44-70	24/26	5/30	8/5	19/32	---	28	0	1	0:00	38:56
Chicago St.	L, 55-61	16/18	22/4	5/5	15/25	4	19	4	1	3:11	34:34
Morehead St.	L, 52-80	24/20	4/26	8/16	24/35	2	32	3	2	2:38	35:47
at Wright St.	L, 58-72	16/36	16/19	8/16	15/6	5	20	2	1	5:41	33:11
UIC	L, 65-67	32/28	13/15	12/10	23/11	8	3	9	7	22:23	10:35
at Green Bay	L, 54-69	12/12	9/17	11/13	18/28	4	16	4	1	5:48	33:22
at Milwaukee	L, 54-89	16/28	4/15	6/16	30/37	---	38	0	1	0:00	39:36
at Ohio State											
Wright St.											
Northern Ky.											
at Oakland											
at Detroit Mercy											
Youngstown St.											
Robert Morris											
at Purdue FW											
at Cleveland St.											
at UIC											
at Robert Morris											
at Youngstown St.											
Milwaukee											
Green Bay											
HL 1st Rd.											
HL 2nd Rd.											
HL Semis											
HL Finals											
Totals		298/356	169/276	137/151	296/303	26	38	32	20	137:27	435:25
Averages		19.9/23.7	11.3/18.4	9.1/10.1	19.7/20.2			2.1	1.3	22.9%	72.6%
										of time	of time

WIN/LOSS MARGINS

Wins	1													
MARGIN	1	2	3	4	5	6	7	8	9	10	11-15	16-20	21-29	30+
Losses		1	1			2			1		2	2	3	2

2021-2022 IUPUI STATISTICS

Game Records

Record	Overall	Home	Away	Neutral
ALL GAMES	1-14	1-5	0-7	0-2
CONFERENCE	0-6	0-3	0-3	0-0
NON-CONFERENCE	1-8	1-2	0-4	0-2

Score by Periods

Team	1st	2nd	OT	TOT
IUPUI	341	442	0	783
Opponents	464	536	0	1000

Team Box Score

No.	Player				Total		3-Point		F-Throw		Rebounds											
		GP-GS	MIN	AVG	FG-FGA	FG%	3FG-3FGA	3FG%	FT-FTA	FT%	OFF	DEF	TOT	AVG	PF	DQ	A	TO	BLK	STL	PTS	AVG
00	MAXWELL, B.J.	14-13	440:46	31.5	55-162	.340	18-74	.243	35-43	.814	18	47	65	4.6	39	0	9	25	6	13	163	11.6
12	SEAY, Azariah	15-4	285:49	19.1	43-108	.398	8-42	.190	15-19	.789	18	30	48	3.2	32	1	11	22	1	8	109	7.3
4	LASTRAP, Bakari	15-1	284:26	19.0	36-86	.419	7-15	.467	15-26	.577	4	17	21	1.4	28	0	33	42	0	9	94	6.3
1	PRUITT, KJ	10-10	270:12	27.0	19-46	.413	4-14	.286	8-13	.615	8	23	31	3.1	19	0	18	31	4	10	50	5.0
25	STANTON III, Boston	15-15	353:57	23.6	24-94	.255	14-52	.269	8-14	.571	2	28	30	2.0	23	0	19	37	2	6	70	4.7
5	MCCLURE, Nathan	15-13	390:19	26.0	24-65	.369	9-39	.231	11-13	.846	21	44	65	4.3	39	0	16	18	1	17	68	4.5
2	HARVEY, Bobby	9-1	172:06	19.1	13-48	.271	10-31	.323	2-3	.667	4	19	23	2.6	18	1	7	7	1	3	38	4.2
10	DEPERZIA, Mike	10-2	209:35	21.0	13-33	.394	8-18	.444	7-13	.538	3	19	22	2.2	17	1	26	9	0	4	41	4.1
24	CARRASCO, Jonah	15-12	261:26	17.4	21-44	.477	0-0	.000	16-27	.593	25	27	52	3.5	36	1	4	13	12	4	58	3.9
23	ISITUA, Chuks	15-4	223:11	14.9	22-39	.564	0-0	.000	12-19	.632	12	20	32	2.1	35	1	3	18	7	4	56	3.7
33	PANDEV, Dimitar	14-0	108:12	7.7	13-27	.481	4-9	.444	6-11	.545	7	17	24	1.7	8	0	3	9	1	1	36	2.6
Team																						
Total		15	3000		283-752	.376	82-294	.279	135-201	.672	154	318	472	31.5	294	5	149	246	35	79	783	52.2
Opponents		15	3000		328-754	.435	112-324	.346	232-313	.741	154	340	494	32.9	217	2	172	204	37	107	1000	66.7

Team Statistics

	IUPUI	OPP
Scoring	783	1000
Points per game	52.2	66.7
Scoring margin	-14.5	-
Field goals-att	283-752	328-754
Field goal pct	.376	.435
3 point fg-att	82-294	112-324
3-point FG pct	.279	.346
3-pt FG made per game	5.5	7.5
Free throws-att	135-201	232-313
Free throw pct	.672	.741
F-Throws made per game	9.0	15.5
Rebounds	472	494
Rebounds per game	31.5	32.9
Rebounding margin	-1.5	-
Assists	149	172
Assists per game	9.9	11.5
Turnovers	246	204
Turnovers per game	16.4	13.6
Turnover margin	-2.8	-
Assist/turnover ratio	0.6	0.8
Steals	79	107
Steals per game	5.3	7.1
Blocks	35	37
Blocks per game	2.3	2.5
Winning streak	0	-
Home win streak	0	-
Attendance	4459	17691
Home games-Avg/Game	6-743	7-2527
Neutral site-Avg/Game	-	2-173

Team Results

Date	Opponent		Score	Att.
11/09/2021	at Butler	L	47-56	7134
11/11/2021	at Evansville	L	40-60	3145
11/15/2021	vs Denver	L	47-63	197
11/16/2021	vs A&M-Corpus Christi	L	59-65	148
11/17/2021	at UTSA	L	57-60	678
11/23/2021	Spalding	W	61-41	603
12/02/2021	Detroit Mercy	L	45-69	892
12/04/2021	Oakland	L	45-78	898
12/10/2021	at Tennessee St.	L	44-70	334
12/16/2021	Chicago St.	L	55-61	725
12/21/2021	Morehead St.	L	52-80	728
01/08/2022	at Wright St.	L	58-72	2967
01/10/2022	UIC	L	65-67	613
01/13/2022	at Green Bay	L	54-69	1342
01/15/2022	at Milwaukee	L	54-89	2091

2021-2022 IUPUI HORIZON LEAGUE ONLY STATISTICS

Game Records

Record	Overall	Home	Away	Neutral
ALL GAMES	0-6	0-3	0-3	0-0
CONFERENCE	0-6	0-3	0-3	0-0
NON-CONFERENCE	0-0	0-0	0-0	0-0

Score by Periods

Team	1st	2nd	OT	TOT
IUPUI	134	187	0	321
Opponents	208	236	0	444

Team Box Score

No.	Player				Total		3-Point		F-Throw		Rebounds											
		GP-GS	MIN	AVG	FG-FGA	FG%	3FG-3FGA	3FG%	FT-FTA	FT%	OFF	DEF	TOT	AVG	PF	DQ	A	TO	BLK	STL	PTS	AVG
00	MAXWELL, B.J.	6-5	187:33	31.3	25-70	.357	7-31	.226	12-16	.750	10	20	30	5.0	16	0	6	15	1	7	69	11.5
12	SEAY, Azariah	6-3	127:45	21.3	20-54	.370	3-18	.167	6-6	1.000	7	15	22	3.7	13	0	7	7	1	4	49	8.2
4	LASTRAP, Bakari	6-0	118:33	19.8	14-35	.400	5-8	.625	8-12	.667	1	7	8	1.3	8	0	15	10	0	2	41	6.8
2	HARVEY, Bobby	1-0	18:54	18.9	2-6	.333	2-3	.667	0-1	.000	0	2	2	2.0	5	1	0	3	0	0	6	6.0
24	CARRASCO, Jonah	6-6	126:16	21.0	11-22	.500	0-0	.000	12-17	.706	7	12	19	3.2	16	1	4	7	4	4	34	5.7
10	DEPERZIA, Mike	5-1	118:24	23.7	9-20	.450	5-10	.500	5-7	.714	3	10	13	2.6	8	0	17	5	0	3	28	5.6
1	PRUITT, KJ	2-2	63:49	31.9	5-13	.385	0-3	.000	0-0	.000	4	6	10	5.0	7	0	7	6	0	2	10	5.0
5	MCCLURE, Nathan	6-6	175:10	29.2	10-25	.400	4-13	.308	6-6	1.000	10	16	26	4.3	18	0	7	11	1	12	30	5.0
25	STANTON III, Boston	6-6	144:09	24.0	10-39	.256	6-22	.273	3-5	.600	1	8	9	1.5	11	0	4	15	1	4	29	4.8
23	ISITUA, Chuks	6-1	87:05	14.5	10-18	.556	0-0	.000	1-2	.500	4	9	13	2.2	16	1	0	7	1	3	21	3.5
33	PANDEV, Dimitar	5-0	32:22	6.5	1-9	.111	1-4	.250	1-2	.500	4	4	8	1.6	3	0	1	6	0	0	4	0.8
Team											11	9	20					4				
Total		6	1200		117-311	.376	33-112	.295	54-74	.730	62	118	180	30.0	121	3	68	96	9	41	321	53.5
Opponents		6	1200		148-311	.476	53-149	.356	95-122	.779	59	136	195	32.5	82	1	83	76	18	37	444	74.0

Team Statistics

	IUPUI	OPP
Scoring	321	444
Points per game	53.5	74.0
Scoring margin	-20.5	-
Field goals-att	117-311	148-311
Field goal pct	.376	.476
3 point fg-att	33-112	53-149
3-point FG pct	.295	.356
3-pt FG made per game	5.5	8.8
Free throws-att	54-74	95-122
Free throw pct	.730	.779
F-Throws made per game	9.0	15.8
Rebounds	180	195
Rebounds per game	30.0	32.5
Rebounding margin	-2.5	-
Assists	68	83
Assists per game	11.3	13.8
Turnovers	96	76
Turnovers per game	16.0	12.7
Turnover margin	-3.3	-
Assist/turnover ratio	0.7	1.1
Steals	41	37
Steals per game	6.8	6.2
Blocks	9	18
Blocks per game	1.5	3.0
Winning streak	0	-
Home win streak	0	-
Attendance	2403	6400
Home games-Avg/Game	3-801	3-2133
Neutral site-Avg/Game	-	0-0

Team Results

Date	Opponent		Score	Att.
12/02/2021	Detroit Mercy	L	45-69	892
12/04/2021	Oakland	L	45-78	898
01/08/2022	at Wright St.	L	58-72	2967
01/10/2022	UIC	L	65-67	613
01/13/2022	at Green Bay	L	54-69	1342
01/15/2022	at Milwaukee	L	54-89	2091

STARTING LINEUPS

Date	Opponent	Outcome	Name	Name	Name	Name	Name	First Sub (Time)
11/9	at Butler	L, 47-56	Maxwell	Pruitt	McClure	Stanton III	Carrasco	DePersia (16:59)
11/11	at Evansville	L, 40-60	Maxwell	Pruitt	McClure	Stanton III	Carrasco	DePersia (17:18)
11/15	vs. Denver	L, 47-63	Maxwell	Pruitt	McClure	Stanton III	Carrasco	Harvey (17:57)
11/16	vs. TAMUCC	L, 59-65	Maxwell	Pruitt	McClure	Stanton III	Carrasco	Isitua (18:12)
11/17	at UTSA	L, 57-60	Maxwell	Pruitt	McClure	Stanton III	Carrasco	Isitua/Seay (15:55)
11/23	Spalding	W, 61-41	Harvey	Pruitt	McClure	Stanton III	Carrasco	LaStrap/Isitua/Seay (15:18)
12/2	*Detroit Mercy	L, 45-69	Maxwell	Pruitt	McClure	Stanton III	Carrasco	DePersia/Harvey (16:28)
12/4	*Oakland	L, 45-78	Maxwell	Pruitt	McClure	Stanton III	Carrasco	DePersia/Isitua/Seay (14:14)
12/10	at Tennessee St.	L, 44-70	Maxwell	Pruitt	DePersia	Stanton III	Isitua	Carrasco/Harvey/McClure (15:53)
12/16	Chicago St.	L, 55-61	Maxwell	Pruitt	LaStrap	Stanton III	Isitua	Carrasco (17:21)
12/21	Morehead St.	L, 52-80	Maxwell	Seay	McClure	Stanton III	Isitua	LaStrap (17:05)
1/8	*at Wright St.	L, 58-72	Maxwell	Seay	McClure	Stanton III	Carrasco	LaStrap (17:27)
1/10	*UIC	L, 65-67	Maxwell	Seay	McClure	Stanton III	Carrasco	LaStrap (16:09)
1/13	*at Green Bay	L, 54-69	DePersia	Seay	McClure	Stanton III	Carrasco	Maxwell (16:36)
1/15	*at Milwaukee	L, 54-89	Maxwell	Isitua	McClure	Stanton III	Carrasco	DePersia (16:47)
1/18	at Ohio State							
1/20	*Wright St.							
1/22	*Northern Ky.							
1/27	*at Oakland							
1/29	*at Detroit Mercy							
2/3	*Youngstown St.							
2/5	*Robert Morris							
2/10	*at Purdue FW							
2/12	*at Cleveland St.							
2/14	*at UIC							
2/17	*at Robert Morris							
2/19	*at Youngstown St.							
2/24	*Milwaukee							
2/26	*Green Bay							
3/1	HL - 1st Round							
3/3	HL - Quarterfinals							
3/7	HL - Semifinals							
3/8	HL - Championship							

IUPUI TEAM HIGHS

POINTS65	UIC.....Jan. 10
FG MADE26	UIC.....Jan. 10
FG ATT56	at Wright State.....Jan. 8
FG PCT.52.0%	UIC.....Jan. 10
3FG MADE9	vs. Denver.....Nov. 15
3FG ATT27	vs. Denver.....Nov. 15
3FG PCT.41.2%	at Wright State.....Jan. 8
FT MADE16	vs. TAMUCC.....Nov. 16
FT ATT23	vs. TAMUCC.....Nov. 16
FT PCT80.0%	UIC.....Jan. 10
OFF. REB13	vs. Morehead State.....Dec. 21
DEF. REB31	vs. TAMUCC.....Nov. 16
REB41	vs. TAMUCC.....Nov. 16
REB MARGIN+17	Spalding.....Nov. 23
AST15	at Green Bay.....Jan. 13
STL11	at Wright State.....Jan. 8
BLK6	at UTSA.....Nov. 17
TO25	vs. TAMUCC.....Nov. 16
TO MARGIN+13	Chicago State.....Dec. 16
FOULS26	Oakland.....Dec. 4

OPPONENT TEAM HIGHS

POINTS89	at Milwaukee.....Jan. 15
FG MADE33	at Milwaukee.....Jan. 15
FG ATT63	at UTSA.....Nov. 17
FG PCT.62.3%	at Milwaukee.....Jan. 15
3FG MADE13	at Milwaukee.....Jan. 15
3FG ATT30	Chicago State.....Dec. 16
3FG PCT.52.0%	at Milwaukee.....Jan. 15
FT MADE28	Oakland.....Dec. 4
FT ATT35	vs. TAMUCC.....Nov. 16
FT PCT87.5%	Oakland.....Dec. 4
OFF. REB19	at UTSA.....Nov. 17
DEF. REB30	at Evansville.....Nov. 11
REB47	Chicago State.....Dec. 16
REB MARGIN+20	Chicago State.....Dec. 16
AST19	at Milwaukee.....Jan. 15
STL12	(2x) last vs. TAMUCC.....Nov. 16
BLK6	Chicago State.....Dec. 16
TO24	Chicago State.....Dec. 16
TO MARGIN+15	Oakland.....Dec. 4
FOULS24	vs. TAMUCC.....Nov. 16

IUPUI PLAYER GAME HIGHS

POINTS20	Maxwell vs. Chicago St. (12/16)
FG MADE8	(2x) Seay vs. Morehead St. (12/21)
FG ATT18	(2x) Seay at Green Bay (1/13)
FG PCT.70.0%	LaStrap vs. UIC (1/10)
<i>(min. 5 made)</i>	
3FG MADE3	(5x) Maxwell at Green Bay (1/13)
3FG ATT7	(5x) Maxwell at Green Bay (1/13)
3FG PCT.100%	Pandev vs. Morehead St. (12/21)
<i>(min. 2 made)</i>	
FT MADE6	(2x) McClure at Milwaukee (1/15)
FT ATT6	(7x) McClure at Milwaukee (1/15)
FT PCT100%	(2x) McClure at Milwaukee (1/15)
<i>(min. 3 made)</i>	
REB10	Maxwell at UTSA (11/17)
AST5	(2x) DePersia at Green Bay (1/13)
STL6	McClure at Wright St. (1/8)
BLK2	(9x) Carrasco at Green Bay (1/13)
TO6	Maxwell vs. Detroit Mercy (12/2)

IUPUI TEAM LOWS

POINTS40	at Evansville.....Nov. 11
FG MADE16	(3x) last vs. Detroit Mercy Dec. 2
FG ATT47	(2x) last at UTSA.....Nov. 17
FG PCT.30.8%	vs. Denver.....Nov. 15
3FG MADE2	Oakland.....Dec. 4
3FG ATT14	at Evansville.....Nov. 11
3FG PCT.12.5%	Oakland.....Dec. 4
FT MADE4	at UTSA.....Nov. 17
FT ATT8	at UTSA.....Nov. 17
FT PCT50.0%	(2x) last at UTSA.....Nov. 17
OFF. REB6	(2x) last at Evansville.....Nov. 11
DEF. REB14	at Milwaukee.....Jan. 15
REB24	at Milwaukee.....Jan. 15
REB MARGIN-20	Chicago State.....Dec. 16
AST5	Morehead State.....Dec. 21
STL1	Morehead State.....Dec. 21
BLK0	(2x) last at Wright State.....Jan. 8
TO9	at Butler.....Nov. 9
TO MARGIN-15	Oakland.....Dec. 4
FOULS12	at Tennessee State.....Dec. 10

OPPONENT TEAM LOWS

POINTS41	Spalding.....Nov. 23
FG MADE15	at Butler.....Nov. 9
FG ATT38	at Evansville.....Nov. 11
FG PCT.33.3%	at UTSA.....Nov. 17
3FG MADE0	Spalding.....Nov. 23
3FG ATT7	Spalding.....Nov. 23
3FG PCT.00.0%	Spalding.....Nov. 23
FT MADE9	Spalding.....Nov. 23
FT ATT13	(3x) last at Milwaukee.....Jan. 15
FT PCT54.2%	vs. Denver.....Nov. 15
OFF. REB3	at Evansville.....Nov. 11
DEF. REB14	(2x) last vs. Spalding.....Nov. 23
REB20	Spalding.....Nov. 23
REB MARGIN-17	Spalding.....Nov. 23
AST3	Spalding.....Nov. 23
STL3	(3x) last at Green Bay.....Jan. 13
BLK0	(2) last vs. TAMUCC.....Nov. 16
TO8	Oakland.....Dec. 4
TO MARGIN-13	Chicago State.....Dec. 16
FOULS10	at Evansville.....Nov. 11

OPPOSING PLAYER GAME HIGHS

POINTS22	K.J. Hunt vs. Denver (11/15)
FG MADE9	K.J. Hunt vs. Denver (11/15)
FG ATT17	Dhieu Deing at UTSA (11/17)
FG PCT.80.0%	Dedric Boyd at Tenn. St. (12/10)
<i>(min. 5 made)</i>	
3FG MADE5	(2x) DeAndre Gholston at Milw. (1/15)
3FG ATT12	Antoine Davis vs. UDM (12/2)
3FG PCT.100%	Michael Henn vs. Denver (11/15)
<i>(min. 2 made)</i>	
FT MADE10	(2x) Jalen Moore vs. Oakland (12/4)
FT ATT13	Chuck Harris vs. Butler (11/9)
FT PCT100%	Jalen Moore vs. Oakland (12/4)
<i>(min. 3 made)</i>	
REB14	Cedrick Alley Jr. vs. UTSA (11/17)
AST10	Antoine Davis vs. UDM (12/2)
STL4	(3x) Christian Brown at TSU (12/10)
BLK4	Teddy BayiBa Mendeng vs. Chi St. (12/16)
TO8	Jahsean Corbett vs. Chicago St. (12/16)



IUPUI Hall of Famer **Matt Crenshaw** was named the tenth head coach of the Jaguars' men's basketball program in April 2021. Crenshaw, the program's all-time leader in assists and longtime assistant coach, was selected following a national search, facilitated by an IUPUI campus-wide search committee and assisted by Parker Executive Search. He brings 15 years of collegiate coaching experience to the Jaguar program.

Before his return to IUPUI, Crenshaw spent three seasons as an assistant at Ball State, serving as the Cardinals' co-defensive coordinator. In addition, he was instrumental in BSU's guard development, recruiting efforts and advance scouting. Under his tutelage, Ball State boasted All-Mid-American Conference performers Tayler Persons, Ishmael El-Amin, K.J. Walton and 2019-20 MAC Freshman of the Year Jarron Coleman. In addition, Ball State had the MAC's best scoring defense during the 2019-2020 season and captured a West Division championship before the season was halted due to COVID-19.

Crenshaw previously spent 12 seasons on the IUPUI bench, including his final seven years as the program's associate head coach. He was on the IUPUI coaching staff when the Jaguars notched a 26-7 mark in 2007-2008, led by the program's first NBA Draft pick, George Hill. While at IUPUI, he coached 15 all-league performers, two all-district honorees, three Mid-Major All-Americans and one CoSIDA Academic All-American.

His time on the IUPUI sidelines spanned the tenures of three head coaches, starting with his college coach Ron Hunter. Crenshaw was instrumental in a pair of firsts - leading the Jaguars to their first NCAA Tournament as a player and helping the program to its first postseason victory as a coach.

That victory came in the 2010 College Basketball Invitational as part of a 25-win season in which IUPUI fell one win shy of tying the program's single-season record for victories. That season also included one of the Jaguars' two trips to the Summit League championship game during Crenshaw's time on the bench.

In May of 2013, Crenshaw was selected from a competitive field of talented assistant coaches and invited to participate in the NCAA's A.C.E (Achieving Coaching Excellence) Program. The professional development seminar provided an opportunity to focus on training and education in the areas of leadership, communication, campus relations, media, community involvement and program management. He was able to implement much of the training as he has excelled in academic oversight and been active on campus, both at IUPUI and Ball State. He's also helped spearhead community service initiatives in both Indianapolis and Muncie.

As a player, Crenshaw gained national acclaim in March 2003 when his last second jumper sent IUPUI to a thrilling win over Valparaiso in the Mid-Continent Conference championship game and the program's first-ever NCAA Tournament berth.

The Charlottesville, Va.-native capped his collegiate career with an outstanding senior season, earning Mid-Con Defensive Player of the Year honors and Honorable Mention All Mid-Con honors. The 6-foot-2 guard averaged 11.7 points, 5.6 assists



THE CRENSHAW FILE

Alma Mater:	IUPUI, '04
Seasons with IUPUI:	13th season overall; 1st as HC
Career Record:	1-14 (1st season)
IUPUI Record:	1-14 (1st season)
Coaching Experience:	2006-10, Asst. Coach, IUPUI 2010-18, Associate Head Coach, IUPUI 2018-21, Assistant Coach, Ball State 2021-present, Head Coach, IUPUI

and 4.4 rebounds per game as IUPUI went 21-11 overall. He shot 57.3 percent from the floor from his guard spot, while playing 36.3 minutes per game. He was a Preseason All Mid-Con selection prior to his senior season.

He finished his career ranked sixth in school history with 157 steals and led the Mid-Con as a junior and senior in assist-to-turnover ratio. He played in 123 career games, making 98 starts during his four years, totaling 923 points and 422 rebounds to accompany his school record 510 assists. He later had his No. 21 jersey retired by the program, becoming just the third former player to have his number retired to the IUPUI rafters.

After graduating from IUPUI in 2004, Crenshaw spent two years playing professionally both in the U.S. and overseas. He has played professionally in the ABA, Slovakia and Poland. While in Slovakia, he helped his squad to the Slovakian National Championship, while earning Playoff MVP honors. He was pegged by Eurobasket.com as the All-Slovakian League Import Player of the Year and First Team All-League before turning his attention to the coaching ranks.

Ohio State (0-2)
 H: 0-0, A: 0-2, N: 0-0
 D1 era: 0-2, OT: 0-0
 12-8-2001 A 70-83 L
 12-9-2010 A 64-75 L

JAGS TAKE NO. 2/2 OHIO STATE TO THE LIMIT BEFORE FALLING 75-64

COLUMBUS, Ohio – Longtime IUPUI Head Coach Ron Hunter knew it'd take a perfect game for his Jaguars to upset No. 2/2 Ohio State inside Value City Arena on Thursday night – and he nearly got it. The Jaguars pushed the Buckeyes to the brink, but faded late, as Ohio State claimed a 75-64 win in front of 11,410 fans.

Junior Alex Young led three Jaguars in double-digits with 20 points and senior Leroy Nobles tossed in 16, but defensively, IUPUI (4-6) had no answer for 6-foot-8 freshman wrecking ball Jared Sullinger. The 280-pound former McDonald's All-American finished with 40 points and 13 boards and hit 16-of-23 from the free throw line, becoming the first Buckeye to score 40 in a game since 1986.

"I told our kids, we won't see anyone like that in our league. He's good," Hunter said. "We thought they were a great shooting team, so we wanted to stay in the game by not letting them make threes. You can't take everything away from a great team though."

At any rate, the upset minded Jaguars led 50-41 with 12:40 to play when senior John Ashworth tossed in a contested three from the left wing in front of his team's bench. OSU (7-0) countered with a 24-4 run though, including 11 straight to take a 52-50 lead with 8:37 left.

Young re-tied the score at 52 all with a driving layup, but Sullinger put the Bucks back on top with a layup of his own. IUPUI freshman Donovan Gibbs rattled home a 16-footer on the Jaguars' next possession, but Ohio State scored the next 11 points, keyed by a Jon Diebler three and six straight from Sullinger.

Sullinger capped his 40-point night with a dunk with under a minute to play, helping set the final margin. "We just got tired," Hunter said. "We were basically playing media timeout to media timeout. Then at eight minutes, we still had the lead, but I looked in their eyes and could see they were tired."

"My guys fought, but just ran out of gas. Ohio State did what they had to do to beat us. They are a very good basketball team, especially in this building."

Gibbs gave the Jaguars life off the bench, hitting 5-of-6 shots to account for his career-high 12 points. It was much needed because junior Christian Siakam fouled out with eight points in just 13 minutes work, primarily guarding Sullinger.

"This is the first time we played the freshman at the five," Hunter said. "Mainly because we didn't think their bigs could guard him out on the floor. We needed him today with Christian in foul trouble and he came up big for us."

The Jaguars seemed comfortable playing the role of spoiler from the outset, surging out to an early 7-3 lead behind Siakam's tip-in on the opening possession, a Young wing three and a fastbreak layup from Nobles. Even after a 9-2 OSU run put the Buckeyes up 26-21 with 8:11 left in the half, IUPUI refused to go away.

Coming off his worst scoring game of the season, Young showed off his offensive arsenal in the first half with a mix of long-range bombs and a pair of tough jumpers inside the arc. Young fed Nobles for the final bucket of the first half on a sideline inbounds, making it 35-35 at the break.

"Alex was really good today and got us going offensively," Hunter said. "When he makes shots and plays with confidence, we're a tough, tough basketball team. They did a better job on him in the second half, but by then, he had already brought everyone's confidence up around him."

Both teams finished the game hitting an identical 51 percent from the floor, but OSU outscored the Jaguars 18-4 at the charity stripe. It was just the fourth time in 10 games that IUPUI had been outscored at the foul line.

William Buford finished with 14 points for the victors and Diebler added 13, including three threes.

Young hit 8-of-18 from the floor and a season-high four threes in eight attempts. He also matched his career-high with six assists against five turnovers in a full 40 minutes. Nobles grabbed a team-high five boards and Ashworth finished with four rebounds and four assists.

The loss dropped IUPUI to 0-10 all-time against nationally ranked opponents and 0-2 all-time against Ohio State. The 11-point margin of defeat was the slimmest margin against a ranked opponent since losing to No. 20 Arizona State 59-58 in overtime in December 2008.

IUPUI 64 • 4-6																	
#	Player	Total			3-Ptr			Rebounds			PF	TP	A	TO	Blk	Stl	Min
		FG-FGA	FG-FGA	FT-FTA	Off	Def	Tot	Off	Def	Tot							
05	YOUNG, Alex	f	8-18	4-8	0-1	0	3	3	3	20	6	5	1	0	40		
55	SIKAM, Christian	c	4-5	0-0	0-0	1	1	2	5	8	1	1	0	2	13		
01	NOBLES, Leroy	g	6-11	2-4	2-2	0	5	5	3	16	2	1	0	0	38		
02	THOMAS, Stephen	g	2-6	1-1	0-0	1	2	3	0	5	2	2	0	1	36		
42	ASHWORTH, John	g	1-5	1-4	0-0	1	3	4	3	3	4	1	0	0	39		
30	GIBBS, Donovan	g	5-6	0-0	2-2	0	2	2	2	12	0	0	1	0	28		
32	WILLIAMS, Anthony	g	0-0	0-0	0-0	0	0	0	1	0	0	0	0	0	2		
50	PATTON, Mitchell	g	0-0	0-0	0-0	0	1	1	3	0	0	0	0	0	4		
Team										1	3	4					
Totals			26-51	8-17	4-5	4	20	24	20	64	15	10	2	3	200		
FG % 1st Half: 15-29		51.7%	2nd half: 11-22	50.0%	Game: 26-51	51.0%	Deadball										
3FG % 1st Half: 5-10		50.0%	2nd half: 3-7	42.9%	Game: 8-17	47.1%	Rebounds										
FT % 1st Half: 0-0		0.0%	2nd half: 4-5	80.0%	Game: 4-5	80.0%	0										
Ohio State 75 • 7-0																	
#	Player	Total			3-Ptr			Rebounds			PF	TP	A	TO	Blk	Stl	Min
		FG-FGA	FG-FGA	FT-FTA	Off	Def	Tot	Off	Def	Tot							
00	SULLINGER, Jared	f	12-17	0-0	16-23	7	6	13	1	40	1	0	0	2	37		
52	LAUDERDALE, Dallas	c	0-1	0-0	0-0	0	0	0	0	0	0	0	1	0	8		
23	LIGHTY, David	g	3-7	0-1	0-1	1	2	3	3	6	2	1	0	3	36		
33	DIEBLER, Jon	g	4-6	3-5	2-2	0	2	2	1	13	3	1	0	1	38		
44	BUFORD, William	g	6-15	2-3	0-0	1	6	7	3	14	2	3	0	0	37		
01	THOMAS, Deshaun	g	1-4	0-1	0-0	0	1	1	2	2	0	0	0	0	9		
04	CRAFT, Aaron	g	0-1	0-1	0-0	0	5	5	4	0	8	3	0	1	35		
Team										2	0	2					
Totals			26-51	5-11	18-26	11	22	33	14	75	16	8	1	7	200		
FG % 1st Half: 12-25		48.0%	2nd half: 14-26	53.8%	Game: 26-51	51.0%	Deadball										
3FG % 1st Half: 3-8		37.5%	2nd half: 2-3	66.7%	Game: 5-11	45.5%	Rebounds										
FT % 1st Half: 8-11		72.7%	2nd half: 10-15	66.7%	Game: 18-26	69.2%	2										
Officials: Jim Burr, Mark Whitehead, Frank Spencer																	
Technical fouls: IUPUI-None, Ohio State-None.																	
Attendance: 11410																	
Score by periods				1st	2nd	Total											
IUPUI				35	29	64	Points	In	Off	2nd	Fast						
Ohio State				35	40	75	IUPUI	Paint	T/O	Chance	Break	Bench					
							OSU	18	9	8	2	12					
								36	14	12	10	2					
Last FG - IUPUI 2nd-00:30, OSU 2nd-00:40.																	
Largest lead - IUPUI by 9 2nd-12:40, OSU by 14 2nd-00:40.																	
Score tied - 9 times.																	
Lead changed - 9 times.																	

PLAYER BIOS




B.J. MAXWELL

Grad Student | Guard
6-5 | 200
Austin, Texas
LBJ (St. Edward's Univ.)

#00

Birthdate: June 3, 1997 (age 24)
Major: Public Relations MA



KJ PRUITT

Freshman | Guard
6-4 | 203
Lewisville, Texas
Sunrise Christian Academy

#1

Birthdate: Sept. 8, 2000 (age 21)
Major: Sports Management

CAREER/SEASON HIGHS

CAREER HIGH	CATEGORY	SEASON HIGH
20 vs. Chicago State (12/16/2021)	PTS	20 vs. Chicago State (12/16/2021)
10 at UTSA (11/17/2021)	REB	10 at UTSA (11/17/2021)
5 vs. Northwestern State (1/19/19)	AST	2 - twice
8 vs. Oakland (12/4/2021)	FG	8 vs. Oakland (12/4/2021)
18 vs. Oakland (12/4/2021)	FGA	18 vs. Oakland (12/4/2021)
4 vs. Elon (11/22/18)	3FG	3 - 3x
7 - 5x	3FGA	7 - 4x
6 - twice	FT	6 vs. TAMUCC (11/16/2021)
6 - 3x	FTA	6 - twice
3 - 3x	STL	2 - 3x
2 - 6x	BLK	2 - twice
38 - twice	MIN	38 vs. Oakland (12/4/2021)

CAREER/SEASON HIGHS

CAREER HIGH	CATEGORY	SEASON HIGH
10 at Tennessee State (12/10/2021)	PTS	10 at Tennessee State (12/10/2021)
7 vs. TAMUCC (11/16/2021)	REB	7 vs. TAMUCC (11/16/2021)
4 - twice	AST	4 - twice
4 at Tennessee State (12/10/2021)	FG	4 at Tennessee State (12/10/2021)
8 - twice	FGA	8 - twice
1 - 4x	3FG	1 - 4x
3 at UTSA (11/17/2021)	3FGA	3 at UTSA (11/17/2021)
3 vs. Chicago State (12/16/2021)	FT	3 vs. Chicago State (12/16/2021)
6 vs. Chicago State (12/16/2021)	FTA	6 vs. Chicago State (12/16/2021)
2 - 3x	STL	2 - 3x
2 at UTSA (11/17/2021)	BLK	2 at UTSA (11/17/2021)
33 vs. Oakland (12/4/2021)	MIN	33 vs. Oakland (12/4/2021)

GAME-BY-GAME

Opponent	MIN	FG	3FG	FT	O-D-T	PF	A	TO	B	S	PTS
Anderson	21	6-9	1-3	0-0	0-1-1	3	0	0	0	0	13
at Butler*	27	4-11	2-7	4-6	0-6-6	2	0	0	2	1	14
at Evansville*	31	3-13	0-2	2-3	2-2-4	4	0	1	1	1	8
vs. Denver*	24	4-12	3-7	3-3	1-2-3	2	0	2	0	0	14
vs. TAMUCC*	36	4-12	0-5	6-6	1-4-5	3	0	4	0	1	14
at UTSA*	35	5-15	2-7	1-2	2-8-10	2	2	0	2	0	13
Spalding	did not play										
Detroit Mercy*	29	4-9	1-3	1-2	2-2-4	1	1	6	0	1	10
Oakland*	38	8-18	0-5	3-4	4-5-9	4	0	5	0	2	19
at Tenn. St.*	36	3-11	0-5	2-2	0-2-2	2	0	2	0	1	8
Chicgao St.*	33	6-11	3-4	5-5	2-2-4	4	1	0	0	2	20
Morehead St.*	31	1-7	1-6	0-0	0-1-1	4	0	1	0	0	3
at Wright St.*	30	2-8	1-4	2-3	2-5-7	3	2	1	0	1	7
UIC*	31	3-12	2-6	2-2	1-3-4	2	1	2	0	1	10
at Green Bay	33	6-11	3-7	3-4	0-3-3	2	1	0	0	2	18
at Milwaukee*	28	2-12	0-6	1-1	1-2-3	4	1	1	1	0	5
at Ohio State											
Wright St.											
Northern Ky.											
at Oakland											
at Detroit Mercy											
Y'town St.											
Robert Morris											
at Purdue FW											
at Cleveland St.											
at UIC											
at Robert Morris											
at Y'town St.											
Milwaukee											
Green Bay											
HL - 1st Rd.											
HL - 2nd Rd.											
HL Semis											
HL Finals											

* denotes starter

GAME-BY-GAME

Opponent	MIN	FG	3FG	FT	O-D-T	PF	A	TO	B	S	PTS
Anderson	19	3-7	0-1	3-4	0-0-0	2	0	0	0	2	9
at Butler*	22	2-5	0-2	0-0	0-2-2	1	0	2	0	0	4
at Evansville*	26	1-2	0-0	2-4	0-0-0	1	0	3	0	1	4
vs. Denver*	19	1-3	0-1	0-0	0-1-1	3	1	5	0	0	2
vs. TAMUCC*	28	1-2	1-1	2-2	1-6-7	4	4	5	0	1	5
at UTSA*	30	2-5	1-3	0-0	0-3-3	1	1	3	2	1	5
Spalding*	31	2-5	1-2	0-0	0-1-1	1	2	0	1	2	5
Detroit Mercy*	31	3-8	0-2	0-0	2-2-4	3	3	1	0	2	6
Oakland*	33	2-5	0-1	0-0	2-4-6	4	4	5	0	0	4
at Tenn. St.*	32	4-8	1-2	1-1	3-2-5	0	1	5	1	2	10
Chicgao St.*	19	1-3	0-0	3-6	0-2-2	1	2	2	0	1	5
Morehead St.	did not play										
at Wright St.	did not play										
UIC	did not play										
at Green Bay	did not play										
at Milwaukee	did not play										
at Ohio State											
Wright St.											
Northern Ky.											
at Oakland											
at Detroit Mercy											
Y'town St.											
Robert Morris											
at Purdue FW											
at Cleveland St.											
at UIC											
at Robert Morris											
at Y'town St.											
Milwaukee											
Green Bay											
HL - 1st Rd.											
HL - 2nd Rd.											
HL Semis											
HL Finals											

* denotes starter

CAREER STATS

Season	GP-GS	MIN-Avg	FG	Pct.	3FG	Pct.	FT	Pct.
2015-16*	Did not play - redshirted							
2016-17*	17-0	179-10.5	23-47	.489	11-24	.458	1-1	1.000
2017-18*	31-2	308-9.9	43-92	.467	11-31	.355	9-16	.563
2018-19*	24-19	642-26.8	79-161	.491	34-84	.405	29-34	.853
2019-20**	2-2	27-13.5	1-10	.100	0-5	.000	0-0	.000
2020-21***	20-20	581-29.1	144-303	.475	40-109	.367	43-54	.796
2021-22	14-13	441-31.5	55-162	.340	18-74	.243	35-43	.814
TOTALS	14-13	441-31.5	55-162	.340	18-74	.243	35-43	.814

CAREER STATS


Season	GP-GS	MIN-Avg	FG	Pct.	3FG	Pct.	FT	Pct.
2021-22	10-10	270-27.0	19-46	.413	4-14	.286	8-13	.615
TOTALS	10-10	270-27.0	19-46	.413	4-14	.286	8-13	.615

REBOUNDS							
Season	O-D-REB-AVG.	PF-DQ	AST	TO	BLK	STL	PTS-PPG
2021-22	8-23-31-3.1	19-0	18	31	4	10	50-5.0
TOTALS	8-23-31-3.1	19-0	18	31	4	10	50-5.0

REBOUNDS							
Season	O-D-REB-AVG.	PF-DQ	AST	TO	BLK	STL	PTS-PPG
2015-16*	Did not play - redshirted						
2016-17*	13-19-32-1.9	30-1	10	12	3	5	58-3.4
2017-18*	27-42-69-2.2	52-0	20	15	11	8	106-3.4
2018-19*	37-76-113-4.7	64-3	40	20	9	26	221-9.2
2019-20**	0-0-0-0.0	3-0	1	2	0	2	2-1.0
2020-21***	25-80-105-5.3	61-2	46	41	11	25	371-18.6
2021-22	18-47-65-4.6	39-0	9	25	6	13	163-11.6
TOTALS	18-47-65-4.6	39-0	9	25	6	13	163-11.6

* at Abilene Christian; ** at Detroit Mercy; *** at Saint Edward's University State / TOTALS only reflect IUPUI totals

PLAYER BIOS



BOBBY HARVEY

#2

Senior | Guard
6-3 | 200
Chicago, Ill.
Hillcrest (Wabash Valley J.C.)

Birthdate: Nov. 20, 1999 (age 22)
Major: General Studies



BAKARI LaSTRAP

#4

Sophomore | Guard
6-0 | 170
Houston, Texas
The Woodlands Christian Academy

Birthdate: July 10, 2001 (age 20)
Major: Business

CAREER/SEASON HIGHS

CAREER HIGH	CATEGORY	SEASON HIGH
18 at Milwaukee (1/8/21)	PTS	13 vs. Denver (11/15/2021)
6 vs. Denver (11/15/2021)	REB	6 vs. Denver (11/15/2021)
2-3x	AST	2 - twice
6 at Milwaukee (1/8/21)	FG	4 vs. Denver (11/15/2021)
13 at Milwaukee (1/8/21)	FGA	8 - twice
3 vs. Denver (11/15/2021)	3FG	3 vs. Denver (11/15/2021)
7 at Milwaukee (1/8/21)	3FGA	6 vs. Spalding (11/23/2021)
4 at Milwaukee (1/8/21)	FT	2 vs. Denver (11/15/2021)
6 at Milwaukee (1/8/21)	FTA	2 vs. Denver (11/15/2021)
3 vs. Spalding (11/23/2021)	STL	3 vs. Spalding (11/23/2021)
1-3x	BLK	1 vs. Chicago State (12/16/2021)
31 vs. Wright State (1/23/21)	MIN	28 vs. Spalding (11/23/2021)

GAME-BY-GAME

Opponent	MIN	FG	3FG	FT	O-D-T	PF	A	TO	B	S	PTS
Anderson*	21	0-3	0-2	2-2	0-2-2	3	1	0	0	0	2
at Butler	17	0-5	0-3	0-0	0-1-1	3	2	0	0	0	0
at Evansville	19	1-2	1-2	0-0	1-2-3	1	1	1	0	0	3
vs. Denver	27	4-8	3-5	2-2	0-6-6	1	1	0	0	0	13
vs. TAMUCC	21	1-6	1-4	0-0	2-0-2	2	0	1	0	0	3
at UTSA	21	3-5	2-3	0-0	0-4-4	2	1	0	0	0	8
Spalding*	28	2-8	1-6	0-0	0-3-3	2	2	1	0	3	5
Detroit Mercy	19	2-6	2-3	0-1	0-2-2	5	0	3	0	0	6
Oakland	did not play										
at Tenn. St.	2	0-3	0-1	0-0	1-0-1	0	0	0	0	0	0
Chicgao St.	19	0-5	0-4	0-0	0-1-1	2	0	1	1	0	0
Morehead St.	did not play										
at Wright St.	did not play										
UIC	did not play										
at Green Bay	did not play										
at Milwaukee	did not play										
at Ohio State	did not play										
Wright St.	did not play										
Northern Ky.	did not play										
at Oakland	did not play										
at Detroit Mercy	did not play										
Y'town St.	did not play										
Robert Morris	did not play										
at Purdue FW	did not play										
at Cleveland St.	did not play										
at UIC	did not play										
at Robert Morris	did not play										
at Y'town St.	did not play										
Milwaukee	did not play										
Green Bay	did not play										
HL - 1st Rd.	did not play										
HL - 2nd Rd.	did not play										
HL Semis	did not play										
HL Finals	did not play										

* denotes starter

CAREER STATS

Season	GP-GS	MIN-Avg	FG	Pct.	3FG	Pct.	FT	Pct.
2020-21	14-4	25.5-18.2	27-71	.380	16-44	.364	8-15	.533
2021-22	9-1	17.4-19.3	13-48	.271	10-31	.323	2-3	.667
TOTALS	23-5	42.9-18.7	40-119	.336	26-75	.347	10-18	.556

REBOUNDS

Season	O-D-REB-AVG.	PF-DQ	AST	TO	BLK	STL	PTS-PPG
2020-21	5-30-35-2.5	26-0	5	14	2	3	78-5.6
2021-22	4-19-23-2.6	18-1	7	7	1	3	38-4.2
TOTALS	9-49-58-2.5	44-1	12	21	3	6	116-5.0

CAREER/SEASON HIGHS

CAREER HIGH	CATEGORY	SEASON HIGH
16 vs. UIC (1/10/22)	PTS	16 vs. UIC (1/10/22)
5 - twice	REB	4 vs. Morehead State (12/21/21)
6 vs. Cleveland State (1/1/21)	AST	5 at Wright State (1/8/22)
7 vs. UIC (1/10/22)	FG	7 vs. UIC (1/10/22)
11 vs. Morehead State (12/21/21)	FGA	11 vs. Morehead State (12/21/21)
2 at Milwaukee (1/15/22)	3FG	2 at Milwaukee (1/15/22)
3 - twice	3FGA	3 vs. Oakland (12/4/2021)
4 at Wright State (1/8/22)	FT	4 at Wright State (1/8/22)
6 - twice	FTA	6 at Wright State (1/8/22)
3 - 3x	STL	2 - twice
---	BLK	---
36 at Youngstown State (2/20/21)	MIN	35 - twice

GAME-BY-GAME

Opponent	MIN	FG	3FG	FT	O-D-T	PF	A	TO	B	S	PTS
Anderson*	17	2-7	0-1	0-0	0-1-1	1	4	1	0	1	4
at Butler	17	4-7	0-1	0-0	0-1-1	4	1	1	0	2	8
at Evansville	13	3-7	0-0	0-0	0-2-2	0	1	3	0	1	6
vs. Denver	20	0-5	0-2	0-0	1-1-2	4	4	6	0	1	0
vs. TAMUCC	4	0-1	0-1	0-2	0-0-0	2	0	5	0	0	0
at UTSA	19	3-4	0-0	0-2	0-1-1	1	4	3	0	1	6
Spalding	19	3-5	1-1	3-4	0-3-3	4	2	5	0	1	10
Detroit Mercy	13	0-4	0-0	2-2	0-1-1	0	4	0	0	0	2
Oakland	13	1-5	1-3	0-0	0-2-2	2	1	2	0	0	3
at Tenn. St.	16	3-3	1-1	0-1	0-0-0	1	1	3	0	0	7
Chicgao St.*	21	1-8	0-1	3-4	0-0-0	1	2	1	0	1	5
Morehead St.	35	5-11	0-0	1-1	2-2-4	3	3	5	0	0	11
at Wright St.	35	3-10	1-2	4-6	0-1-1	1	5	1	0	0	11
UIC	25	7-10	1-1	1-2	1-2-3	3	3	2	0	2	16
at Green Bay	14	0-1	0-0	0-0	0-1-1	2	1	4	0	0	0
at Milwaukee	18	3-5	2-2	1-2	0-0-0	0	1	1	0	0	9
at Ohio State	did not play										
Wright St.	did not play										
Northern Ky.	did not play										
at Oakland	did not play										
at Detroit Mercy	did not play										
Y'town St.	did not play										
Robert Morris	did not play										
at Purdue FW	did not play										
at Cleveland St.	did not play										
at UIC	did not play										
at Robert Morris	did not play										
at Y'town St.	did not play										
Milwaukee	did not play										
Green Bay	did not play										
HL - 1st Rd.	did not play										
HL - 2nd Rd.	did not play										
HL Semis	did not play										
HL Finals	did not play										

* denotes starter


CAREER STATS

Season	GP-GS	MIN-Avg	FG	Pct.	3FG	Pct.	FT	Pct.
2020-21	18-1	23.5-13.1	16-56	.286	3-13	.231	16-25	.640
2021-22	15-1	28.3-18.9	36-86	.419	7-15	.467	15-26	.577
TOTALS	33-2	51.8-15.7	52-142	.366	10-28	.357	31-51	.608

REBOUNDS

Season	O-D-REB-AVG.	PF-DQ	AST	TO	BLK	STL	PTS-PPG
2020-21	8-17-25-1.4	27-0	24	22	0	13	51-2.8
2021-22	4-17-21-1.4	28-0	33	42	0	9	94-6.3
TOTALS	12-34-46-1.4	55-0	57	64	0	22	145-4.4

PLAYER BIOS



NATHANMcCLURE

Junior | Guard
6-4 | 175
Houston, Texas
Concordia Lutheran (State Fair C.C.)

#5

Birthdate: Feb. 18, 2000 (age 21)
Major: General Studies



MIKEDePERSIA

Junior | Guard
5-11 | 175
Cherry Hill, N.J.
Haddonfield Memorial

#10

Birthdate: Apr. 30, 2000 (age 21)
Major: Finance

CAREER/SEASON HIGHS

CAREER HIGH	CATEGORY	SEASON HIGH
16 at Youngstown St. (2/20/21)	PTS	10 vs. TAMUCC (11/16/2021)
7 - twice	REB	7 - twice
4 at Tennessee State (12/10/2021)	AST	4 at Tennessee State (12/10/2021)
4 - twice	FG	4 vs. UIC (1/10/22)
7 - 5x	FGA	7 - 3x
3 at Green Bay (2/5/21)	3FG	2 - twice
6 vs. TAMUCC (11/16/2021)	3FGA	6 vs. TAMUCC (11/16/2021)
8 at Youngstown State (2/20/21)	FT	6 at Milwaukee (1/15/22)
8 at Youngstown State (2/20/21)	FTA	6 at Milwaukee (1/15/22)
6 at Wright State (1/8/22)	STL	6 at Wright State (1/8/22)
1 - 5x	BLK	1 at Green Bay (1/13/22)
40 at Green Bay (1/13/22)	MIN	40 at Green Bay (1/13/22)

CAREER/SEASON HIGHS

CAREER HIGH	CATEGORY	SEASON HIGH
13 at Youngstown State (2/19/21)	PTS	9 vs. Oakland (12/4/2021)
9 vs. UIC (2/13/21)	REB	4 - 3x
14 vs. UIC (2/12/21)	AST	5 at Green Bay (1/13/2022)
5 at Youngstown State (2/19/21)	FG	3 vs. Oakland (12/4/2021)
7 - 3x	FGA	6 vs. Oakland (12/4/2021)
2 - twice	3FG	2 - twice
4 - twice	3FGA	4 vs. TAMUCC (11/16/2021)
6 vs. Wright State (1/10/20)	FT	2 - twice
10 vs. Wright State (1/10/20)	FTA	3 vs. Oakland (12/4/2021)
3 - 5x	STL	2 vs. UIC (1/10/22)
1 - twice	BLK	---
38 - 3x	MIN	31 at Milwaukee (1/15/22)

GAME-BY-GAME

Opponent	MIN	FG	3FG	FT	O-D-T	PF	A	TO	B	S	PTS
Anderson	18	1-1	1-1	0-2	2-7-9	2	2	0	0	0	3
at Butler*	20	1-4	0-3	0-1	1-4-5	1	0	0	0	1	2
at Evansville*	29	2-6	1-3	0-0	0-3-3	3	1	0	0	0	5
vs. Denver*	24	3-7	1-4	0-0	2-3-5	3	0	0	0	1	7
vs. TAMUCC*	26	3-7	2-6	2-2	1-6-7	2	2	2	0	1	10
at UTSA*	22	2-4	1-3	0-0	1-1-2	2	0	0	0	1	5
Spalding*	27	2-6	0-3	1-2	2-5-7	1	1	0	0	0	5
Detroit Mercy*	12	0-2	0-1	0-0	0-2-2	2	0	1	0	0	0
Oakland*	20	1-1	0-0	0-0	0-2-2	4	0	2	0	0	2
at Tenn. St.	29	1-4	0-3	0-0	1-4-5	4	4	1	0	0	2
Chicgao St.	24	0-2	0-1	0-0	1-0-1	3	0	2	0	1	0
Morehead St.*	13	0-0	0-0	2-2	2-2-4	2	1	2	0	0	2
at Wright St.*	36	2-3	1-1	0-0	2-4-6	3	2	3	0	6	5
UIC*	37	4-6	1-3	0-0	2-4-6	3	0	4	0	2	9
at Green Bay*	40	3-7	2-4	0-0	2-2-4	3	3	0	1	1	8
at Milwaukee*	30	0-6	0-4	6-6	4-2-6	3	2	1	0	3	6
at Ohio State											
Wright St.											
Northern Ky.											
at Oakland											
at Detroit Mercy											
Y'town St.											
Robert Morris											
at Purdue FW											
at Cleveland St.											
at UIC											
at Robert Morris											
at Y'town St.											
Milwaukee											
Green Bay											
HL - 1st Rd.											
HL - 2nd Rd.											
HL Semis											
HL Finals											

* denotes starter

GAME-BY-GAME

Opponent	MIN	FG	3FG	FT	O-D-T	PF	A	TO	B	S	PTS
Anderson*	17	2-3	0-0	2-3	0-1-1	1	2	1	0	1	6
at Butler	16	0-0	0-0	0-2	0-1-1	1	1	0	0	0	0
at Evansville	19	1-2	0-0	0-0	0-2-2	5	3	1	0	1	2
vs. Denver	17	1-4	1-3	1-2	0-2-2	1	3	1	0	0	4
vs. TAMUCC	23	2-4	2-4	1-2	0-3-3	2	2	1	0	0	7
at UTSA					did not play						
Spalding					did not play						
Detroit Mercy	22	2-4	1-3	0-0	0-0-0	1	3	3	0	1	5
Oakland	21	3-6	1-3	2-3	1-3-4	2	3	0	0	0	9
at Tenn. St.*	17	0-3	0-1	0-0	0-1-1	0	0	1	0	0	0
Chicgao St.					did not play						
Morehead St.					did not play						
at Wright St.					did not play						
UIC	26	1-4	0-0	1-2	0-1-1	2	3	1	0	2	3
at Green Bay*	17	1-3	1-2	0-0	2-2-4	1	5	0	0	0	3
at Milwaukee	31	2-3	2-2	2-2	0-4-4	2	3	1	0	0	8
at Ohio State											
Wright St.											
Northern Ky.											
at Oakland											
at Detroit Mercy											
Y'town St.											
Robert Morris											
at Purdue FW											
at Cleveland St.											
at UIC											
at Robert Morris											
at Y'town St.											
Milwaukee											
Green Bay											
HL - 1st Rd.											
HL - 2nd Rd.											
HL Semis											
HL Finals											

* denotes starter

CAREER STATS

Season	GP-GS	MIN-Avg	FG	Pct.	3FG	Pct.	FT	Pct.
2020-21	18-13	389-21.6	25-64	.391	13-38	.342	17-23	.739
2021-22	15-13	389-25.9	24-65	.369	9-39	.231	11-13	.846
TOTALS	33-26	778-23.6	49-129	.380	22-77	.286	28-36	.778

REBOUNDS

Season	O-D-REB-AVG.	PF-DQ	AST	TO	BLK	STL	PTS-PPG
2020-21	24-29-53-2.9	37-0	17	19	4	14	80-4.4
2021-22	21-44-65-4.3	39-0	16	18	1	17	68-4.5
TOTALS	45-73-118-3.6	76-0	33	37	5	31	148-4.5

CAREER STATS

Season	GP-GS	MIN-Avg	FG	Pct.	3FG	Pct.	FT	Pct.
2019-20	32-10	701-21.9	28-82	.341	4-34	.118	22-41	.537
2020-21	18-18	536-29.8	32-72	.444	8-27	.296	18-28	.643
2021-22	10-2	207-20.7	13-33	.394	8-18	.444	7-13	.538
TOTALS	60-30	1444-24.1	73-187	.390	20-79	.253	47-82	.573

REBOUNDS

Season	O-D-REB-AVG.	PF-DQ	AST	TO	BLK	STL	PTS-PPG
2019-20	22-48-70-2.2	60-1	85	42	0	33	82-2.6
2020-21	10-51-61-3.4	48-2	71	19	2	22	90-5.0
2021-22	3-19-22-2.2	17-1	26	9	0	4	41-4.1
TOTALS	35-118-153-2.6	125-4	182	70	2	59	214-3.6

PLAYER BIOS



AZARIAH SEAY
(AZ-uh-rye-uh) (SAY)

#12

Senior | Guard
6-4 | 195
Montgomery, Ala.
Robert E. Lee (Blinn College)

Birthdate: Dec. 18, 1999 (age 22)
Major: General Studies



CHUKS SITUA
(CHOOKS) (ee-see-TOO-uh)

#23

Freshman | Forward/Center
6-11 | 220
Lagos, Nigeria
Jack Yates [Texas]

Birthdate: Nov. 7, 2001 (age 20)
Major: Organizational Leadership

CAREER/SEASON HIGHS

CAREER HIGH	CATEGORY	SEASON HIGH
17 vs. Morehead St. (12/21/2021)	PTS	17 vs. Morehead St. (12/21/2021)
9 at Green Bay (1/13/2022)	REB	9 at Green Bay (1/13/2022)
4 vs. Birmingham-Southern (11/14/18)	AST	3 at Milwaukee (1/15/22)
8 vs. Morehead St. (12/21/2021)	FG	8 vs. Morehead St. (12/21/2021)
18 at Green Bay (1/13/2022)	FGA	18 at Green Bay (1/13/2022)
3 - twice	3FG	3 vs. Chicago State (12/16/2021)
6 at Wright State (1/8/22)	3FGA	6 at Wright State (1/8/22)
3 vs. TAMUCC (11/16/2021)	FT	3 vs. TAMUCC (11/16/2021)
6 vs. TAMUCC (11/16/2021)	FTA	6 vs. TAMUCC (11/16/2021)
4 vs. Chicago State (12/16/2021)	STL	4 vs. Chicago State (12/16/2021)
1 - twice	BLK	1 vs. Oakland (12/4/2021)
35 at Green Bay (1/13/2022)	MIN	35 at Green Bay (1/13/2022)

CAREER/SEASON HIGHS

CAREER HIGH	CATEGORY	SEASON HIGH
10 at UTSA (11/17/2021)	PTS	10 at UTSA (11/17/2021)
5 vs. Chicago State (12/16/2021)	REB	5 vs. Chicago State (12/16/2021)
1 - 3x	AST	1 - 3x
4 at UTSA (11/17/2021)	FG	4 at UTSA (11/17/2021)
5 - twice	FGA	5 - twice
---	3FG	---
---	3FGA	---
3 vs. Spalding (11/23/2021)	FT	3 vs. Spalding (11/23/2021)
4 vs. Spalding (11/23/2021)	FTA	4 vs. Spalding (11/23/2021)
2 vs. Detroit Mercy (12/2/2021)	STL	2 vs. Detroit Mercy (12/2/2021)
2 - twice	BLK	2 - twice
24 at UTSA (11/17/2021)	MIN	24 at UTSA (11/17/2021)

GAME-BY-GAME

Opponent	MIN	FG	3FG	FT	O-D-T	PF	A	TO	B	S	PTS
Anderson*	19	8-11	4-5	0-0	1-1-2	3	0	1	0	1	20
at Butler	20	2-8	0-4	2-2	2-2-4	3	0	1	0	0	6
at Evansville	12	0-3	0-3	0-0	0-1-1	1	0	2	0	0	0
vs. Denver	23	2-6	1-3	0-0	2-0-2	2	0	0	0	0	5
vs. TAMUCC	19	3-8	0-3	3-6	2-0-2	1	2	2	0	0	9
at UTSA	5	0-0	0-0	0-0	1-0-1	1	1	1	0	0	0
Spalding	18	3-4	1-2	1-2	2-4-6	2	0	3	0	0	8
Detroit Mercy	15	1-2	0-1	0-0	1-2-3	1	1	2	0	1	2
Oakland	9	0-1	0-1	0-0	0-1-1	2	0	2	1	0	0
at Tenn. St.	9	0-3	0-2	0-0	0-3-3	0	0	1	0	0	0
Chicgao St.	20	5-10	3-4	2-2	1-2-3	5	1	0	0	4	15
Morehead St.*	33	8-12	0-3	1-1	1-3-4	4	0	5	0	0	17
at Wright St.*	28	6-17	2-6	2-2	3-2-5	4	0	2	0	2	16
UIC*	18	2-7	0-4	2-2	1-0-1	0	2	0	0	0	6
at Green Bay*	35	7-18	0-3	2-2	1-8-9	2	1	1	0	1	16
at Milwaukee	24	4-9	1-3	0-0	1-2-3	4	3	0	0	0	9
at Ohio State											
Wright St.											
Northern Ky.											
at Oakland											
at Detroit Mercy											
Y'town St.											
Robert Morris											
at Purdue FW											
at Cleveland St.											
at UIC											
at Robert Morris											
at Y'town St.											
Milwaukee											
Green Bay											
HL - 1st Rd.											
HL - 2nd Rd.											
HL Semis											
HL Finals											

* denotes starter

GAME-BY-GAME

Opponent	MIN	FG	3FG	FT	O-D-T	PF	A	TO	B	S	PTS
Anderson*	16	2-3	0-0	3-4	1-4-5	1	0	1	0	0	7
at Butler	18	1-1	0-0	2-2	0-0-0	2	0	2	2	0	4
at Evansville	13	1-2	0-0	0-2	0-1-1	1	0	2	0	0	2
vs. Denver	7	0-1	0-0	0-0	0-2-2	4	0	1	0	0	0
vs. TAMUCC	13	2-3	0-0	2-3	0-2-2	4	0	0	0	0	6
at UTSA	24	4-4	0-0	2-2	1-2-3	1	1	1	2	1	10
Spalding	16	1-2	0-0	3-4	1-1-2	4	1	3	1	0	5
Detroit Mercy	17	1-1	0-0	1-2	2-2-4	3	0	0	1	2	3
Oakland	19	2-5	0-0	0-0	0-3-3	5	0	1	0	0	4
at Tenn. St.*	16	0-1	0-0	2-2	2-0-2	2	1	1	1	0	2
Chicgao St.*	12	2-3	0-0	0-2	3-2-5	0	0	1	0	0	4
Morehead St.*	16	1-4	0-0	0-0	1-1-2	1	0	0	0	0	2
at Wright St.	12	2-3	0-0	0-0	1-2-3	1	0	4	0	0	4
UIC	11	2-3	0-0	0-0	0-1-1	2	0	0	0	1	4
at Green Bay	13	0-1	0-0	0-0	0-0-0	4	0	1	0	0	0
at Milwaukee*	15	3-5	0-0	0-0	1-1-2	1	0	1	0	0	6
at Ohio State											
Wright St.											
Northern Ky.											
at Oakland											
at Detroit Mercy											
Y'town St.											
Robert Morris											
at Purdue FW											
at Cleveland St.											
at UIC											
at Robert Morris											
at Y'town St.											
Milwaukee											
Green Bay											
HL - 1st Rd.											
HL - 2nd Rd.											
HL Semis											
HL Finals											

* denotes starter

CAREER STATS

Season	GP-GS	MIN-Avg	FG	Pct.	3FG	Pct.	FT	Pct.
2018-19*	19-0	127-6.7	12-41	.293	6-24	.250	4-7	.571
2020-21	18-2	250-13.9	40-103	.388	15-49	.306	7-11	.636
2021-22	15-4	288-19.2	43-108	.398	8-42	.190	15-19	.789
TOTALS	33-6	538-16.3	83-211	.393	23-91	.253	22-30	.733

REBOUNDS

Season	O-D-REB-AVG.	PF-DQ	AST	TO	BLK	STL	PTS-PPG
2018-19*	8-9-7-0.9	21-0	8	7	1	6	34-1.8
2020-21	6-20-26-1.4	33-1	13	18	0	8	102-5.7
2021-22	18-30-48-3.2	32-1	11	22	1	8	109-7.3
TOTALS	24-50-74-2.2	65-2	24	40	1	16	211-6.4

*at Alabama State | TOTALS only reflect IUPUI totals


CAREER STATS

Season	GP-GS	MIN-Avg	FG	Pct.	3FG	Pct.	FT	Pct.
2021-22	15-4	223-14.9	22-39	.564	0-0	.000	12-19	.632
TOTALS	15-4	223-14.9	22-39	.564	0-0	.000	12-19	.632

REBOUNDS

Season	O-D-REB-AVG.	PF-DQ	AST	TO	BLK	STL	PTS-PPG
2021-22	12-20-32-2.1	35-1	3	18	7	4	56-3.7
TOTALS	12-20-32-2.1	35-1	3	18	7	4	56-3.7

PLAYER BIOS



JONAH CARRASCO
(cuh-RASS-ko) **#24**

Senior | Forward
6-9 | 220
Wichita, Kan.
Wichita North (Otero J.C.)

Birthdate: Jan. 19, 1999 (age 22)
Major: General Studies

CAREER/SEASON HIGHS

CAREER HIGH	CATEGORY	SEASON HIGH
10 vs. UIC (1/10/22)	PTS	10 vs. UIC (1/10/22)
7 at UTSA (11/17/2021)	REB	7 at UTSA (11/17/2021)
2 at Green Bay (1/13/2022)	AST	2 at Green Bay (1/13/2022)
4 - twice	FG	4 - twice
7 at Milwaukee (1/15/2022)	FGA	7 at Milwaukee (1/15/2022)
---	3FG	---
---	3FGA	---
3 - twice	FT	3 - twice
4 - 3x	FTA	4 - 3x
3 at Milwaukee (1/15/2022)	STL	3 at Milwaukee (1/5/2022)
2 - 4x	BLK	2 - 4x
29 vs. UIC (1/10/22)	MIN	29 vs. UIC (1/10/22)

GAME-BY-GAME

Opponent	MIN	FG	3FG	FT	O-D-T	PF	A	TO	B	S	PTS
Anderson	12	1-7	0-0	0-0	2-2-4	1	0	0	0	0	2
at Butler*	17	1-2	0-0	0-2	0-0-0	3	0	0	1	0	2
at Evansville*	13	3-4	0-0	1-1	0-1-1	2	0	0	0	0	7
vs. Denver*	17	0-1	0-0	0-0	3-3-6	2	0	3	0	0	0
vs. TAMUCC*	6	0-1	0-0	0-0	1-3-4	3	0	0	2	0	0
at UTSA*	15	1-2	0-0	1-2	4-3-7	1	0	0	0	0	3
Spalding*	19	4-5	0-0	0-1	4-2-6	2	0	1	2	0	8
Detroit Mercy*	19	1-3	0-0	3-4	0-2-2	2	1	0	0	0	5
Oakland*	17	0-1	0-0	2-2	0-3-3	1	0	1	0	0	2
at Tenn. St.	12	1-3	0-0	0-0	1-0-1	2	0	1	0	0	2
Chicgao St.	16	0-1	0-0	0-0	2-1-3	1	0	1	2	0	0
Morehead St.	22	0-3	0-0	2-4	3-2-5	4	0	0	1	0	2
at Wright St.*	22	2-4	0-0	1-2	1-2-3	4	0	1	0	1	5
UIC*	29	4-4	0-0	2-2	2-2-4	2	0	3	1	0	10
at Green Bay*	16	1-3	0-0	3-4	2-1-3	5	2	1	2	0	5
at Milwaukee*	25	3-7	0-0	1-3	2-2-4	2	1	1	1	3	7
at Ohio State											
Wright St.											
Northern Ky.											
at Oakland											
at Detroit Mercy											
Y'town St.											
Robert Morris											
at Purdue FW											
at Cleveland St.											
at UIC											
at Robert Morris											
at Y'town St.											
Milwaukee											
Green Bay											
HL - 1st Rd.											
HL - 2nd Rd.											
HL Semis											
HL Finals											


* denotes starter

CAREER STATS

Season	GP-GS	MIN-Avg	FG	Pct.	3FG	Pct.	FT	Pct.
2020-21	14-0	50-3.6	2-4	.500	0-0	.000	0-1	.000
2021-22	15-12	264-17.6	21-44	.477	0-0	.000	16-27	.593
TOTALS	29-12	314-10.8	23-48	.479	0-0	.000	16-28	.571

REBOUNDS

Season	O-D-REB-AVG.	PF-DQ	AST	TO	BLK	STL	PTS-PPG
2020-21	2-3-5-0.4	10-0	0	6	3	1	4-0.3
2021-22	25-27-52-3.5	36-1	4	13	12	4	58-3.9
TOTALS	27-30-57-2.0	46-1	4	19	15	5	62-2.1



BOSTON STANTON III
#25

Freshman | Guard
6-5 | 190
Denver, Colorado
Denver East

Birthdate: Mar. 19, 2003 (age 18)
Major: Psychology

CAREER/SEASON HIGHS

CAREER HIGH	CATEGORY	SEASON HIGH
10 at Wright State (1/8/2022)	PTS	10 at Wright State (1/8/2022)
5 vs. Denver (11/15/2021)	REB	5 vs. Denver (11/15/2021)
3 - 3x	AST	3 - 3x
3 - twice	FG	3 - twice
10 vs. Morehead State (12/21/2021)	FGA	10 vs. Morehead State (12/21/2021)
2 - 3x	3FG	2 - 3x
7 vs. Detroit Mercy (12/2/2021)	3FGA	7 vs. Detroit Mercy (12/2/2021)
2 - 3x	FT	2 - 3x
3 vs. Chicago State (12/16/2021)	FTA	3 vs. Chicago State (12/16/2021)
2 vs. UIC (1/10/22)	STL	2 vs. UIC (1/10/22)
1 - twice	BLK	1 - twice
32 vs. Morehead State (12/21/2021)	MIN	32 vs. Morehead State (12/21/2021)

GAME-BY-GAME

Opponent	MIN	FG	3FG	FT	O-D-T	PF	A	TO	B	S	PTS
Anderson	23	0-5	0-1	2-3	0-5-5	1	7	2	0	0	2
at Butler*	23	2-4	1-3	0-0	0-1-1	0	3	1	0	1	5
at Evansville*	21	1-6	1-4	0-0	0-3-3	1	1	2	0	0	3
vs. Denver*	18	1-5	0-2	0-2	0-5-5	1	3	2	0	0	2
vs. TAMUCC*	12	1-1	1-1	0-0	0-3-3	1	2	4	1	0	3
at UTSA*	28	2-7	1-2	0-0	0-3-3	2	3	4	0	0	5
Spalding*	26	2-8	2-6	2-2	0-0-0	2	2	3	0	0	8
Detroit Mercy*	19	2-9	2-7	0-0	0-0-0	0	0	2	0	0	6
Oakland*	26	1-8	0-3	0-1	1-0-1	1	0	3	0	0	2
at Tenn. St.*	18	2-5	1-2	0-0	0-3-3	1	0	2	0	0	5
Chicgao St.*	31	2-9	1-5	1-3	0-1-1	2	0	2	0	0	6
Morehead St.*	32	1-10	0-5	2-2	1-1-2	2	1	2	0	1	4
at Wright St.*	26	3-8	2-3	2-2	0-1-1	4	1	2	0	1	10
UIC*	23	3-4	1-1	0-0	0-3-3	0	1	2	0	2	7
at Green Bay*	28	1-5	1-4	1-2	0-3-3	3	2	2	0	1	4
at Milwaukee*	22	0-5	0-4	0-0	0-1-1	1	0	4	1	0	0
at Ohio State											
Wright St.											
Northern Ky.											
at Oakland											
at Detroit Mercy											
Y'town St.											
Robert Morris											
at Purdue FW											
at Cleveland St.											
at UIC											
at Robert Morris											
at Y'town St.											
Milwaukee											
Green Bay											
HL - 1st Rd.											
HL - 2nd Rd.											
HL Semis											
HL Finals											

* denotes starter

CAREER STATS

Season	GP-GS	MIN-Avg	FG	Pct.	3FG	Pct.	FT	Pct.
2021-22	15-15	355-23.7	24-94	.255	14-52	.269	8-14	.571
TOTALS	15-15	355-23.7	24-94	.255	14-52	.269	8-14	.571

REBOUNDS

Season	O-D-REB-AVG.	PF-DQ	AST	TO	BLK	STL	PTS-PPG
2021-22	2-28-30-2.0	23-0	19	37	2	6	70-4.7
TOTALS	2-28-30-2.0	23-0	19	37	2	6	70-4.7

PLAYER BIOS



DIMITAR PANDEV

(DIM-ee-tar) (PAN-dev)

#33

Senior | Forward
6-10 | 225
Strumica, Macedonia
The Skill Factory (Clarendon College)

Birthdate: Oct. 9, 1997 (age 24)
Major: General Studies

CAREER/SEASON HIGHS

CAREER HIGH	CATEGORY	SEASON HIGH
11 vs. Morehead State (12/21/2021)	PTS	11 vs. Morehead State (12/21/2021)
6 vs. Cleveland State (1/1/21)	REB	5 at Tennessee State (12/10/2021)
3 vs. Cleveland State (1/1/21)	AST	2 vs. Spalding (11/23/2021)
3 - 3x	FG	3 - 3x
7 vs. Tennessee State (12/12/20)	FGA	5 vs. Spalding (11/23/2021)
2 vs. Morehead State (12/21/2021)	3FG	2 vs. Morehead State (12/21/2021)
3 - twice	3FGA	3 vs. Spalding (11/23/2021)
3 vs. Morehead State (12/21/2021)	FT	3 vs. Morehead State (12/21/2021)
6 vs. Morehead State (12/21/2021)	FTA	6 vs. Morehead State (12/21/2021)
1 - twice	STL	1 vs. Spalding (11/23/2021)
1 - twice	BLK	1 at Tennessee State (12/10/2021)
18 vs. Morehead State (12/21/2021)	MIN	18 vs. Morehead State (12/21/2021)

GAME-BY-GAME

Opponent	MIN	FG	3FG	FT	O-D-T	PF	A	TO	B	S	PTS
Anderson	11	2-2	0-0	0-0	2-5-7	2	0	1	0	0	4
at Butler	3	1-1	0-0	0-0	0-0-0	0	0	0	0	0	2
at Evansville	4	0-1	0-0	0-0	0-1-1	0	0	0	0	0	0
vs. Denver	4	0-0	0-0	0-0	0-0-0	0	0	1	0	0	0
vs. TAMUCC	12	1-2	0-0	0-0	0-2-2	0	0	0	0	0	2
at UTSA	1	1-1	0-0	0-0	0-0-0	1	0	0	0	0	2
Spalding	16	3-5	1-3	0-0	1-3-4	0	2	1	0	1	7
Detroit Mercy	4	0-1	0-1	0-0	2-1-3	1	0	2	0	0	0
Oakland	4	0-1	0-0	0-0	1-2-3	1	0	2	0	0	0
at Tenn. St.	13	3-4	0-0	2-3	1-4-5	0	0	1	1	0	8
Chicgao St.	5	0-1	0-0	0-0	0-1-1	0	0	0	0	0	0
Morehead St.	18	3-3	2-2	3-6	1-2-3	4	0	0	0	0	11
at Wright St.	11	0-3	0-1	0-0	1-1-2	1	0	2	0	0	0
UIC	did not play										
at Green Bay	4	0-2	0-1	0-0	0-0-0	0	0	0	0	0	0
at Milwaukee	7	1-2	1-1	1-2	0-0-0	0	1	0	0	0	4
at Ohio State											
Wright St.											
Northern Ky.											
at Oakland											
at Detroit Mercy											
Y'town St.											
Robert Morris											
at Purdue FW											
at Cleveland St.											
at UIC											
at Robert Morris											
at Y'town St.											
Milwaukee											
Green Bay											
HL - 1st Rd.											
HL - 2nd Rd.											
HL Semis											
HL Finals											

* denotes starter

CAREER STATS

Season	GP-GS	MIN-Avg	FG	Pct.	3FG	Pct.	FT	Pct.
2020-21	7-3	60-8.6	4-17	.235	2-8	.250	1-3	.333
2021-22	14-0	106-7.6	13-27	.481	4-9	.444	6-11	.545
TOTALS	21-3	166-7.9	17-44	.386	6-17	.353	7-14	.500

REBOUNDS

Season	O-D-REB-AVG.	PF-DQ	AST	TO	BLK	STL	PTS-PPG
2020-21	5-8-13-1.9	5-0	4	4	1	1	11-1.6
2021-22	7-17-24-1.7	8-0	3	9	1	1	36-2.6
TOTALS	12-25-37-1.8	13-0	7	13	2	2	47-2.2

2021-2022 REDSHIRTS



ZACH GUNN

#15

Grad Student | Forward
6-6 | 210
Fishers, Ind.
Hamilton Southeastern (Ball State)

Birthdate: Nov. 6, 1998 (age 23)
Major: Organizational Leadership MS

CAREER/SEASON HIGHS

CAREER HIGH	CATEGORY	SEASON HIGH
17 vs. Tiffin (11/27/18)	PTS	
9 at Buffalo (1/29/19)	REB	
4 vs. Toledo (2/17/18)	AST	
5 - 3x	FG	
13 vs. Kent State (3/8/18)	FGA	
5 vs. Kent State (3/8/18)	3FG	
11 vs. Kent State (3/8/18)	3FGA	
5 - twice	FT	
6 - twice	FTA	
1 - 11x	STL	
3 at Bucknell (11/22/17)	BLK	
28 vs. Kent State (2/2/19)	MIN	

CAREER STATS

Season	GP-GS	MIN-Avg	FG	Pct.	3FG	Pct.	FT	Pct.
2017-18*	25-0	359-14.4	40-110	.364	23-72	.319	21-27	.778
2018-19*	27-0	386-14.3	44-110	.400	34-95	.358	23-28	.821
2019-20*	Did not play - redshirted							
2020-21*	17-3	176-10.4	20-46	.435	14-35	.400	4-5	.800
TOTALS	0-0	0-0.0	0-0	.000	0-0	.000	0-0	.000

REBOUNDS

Season	O-D-REB-AVG.	PF-DQ	AST	TO	BLK	STL	PTS-PPG
2017-18*	12-58-70-2.8	53-3	18	24	9	5	124-5.0
2018-19*	10-67-77-2.9	50-3	11	9	2	4	145-5.4
2019-20*	Did not play - redshirted						
2020-21*	7-30-37-2.2	30-1	7	6	2	2	58-3.4
TOTALS	0-0-0-0.0	0-0	0	0	0	0	0-0.0

*at Ball State | TOTALS only reflect IUPUI totals



KALEB EDWARDS

#11

Freshman | Guard
6-3 | 175
Fishers, Ind.
Guerin Catholic

Birthdate: May 22, 2003 (age 18)
Major: Business



DEREK PETERSEN

#20

R-Freshman | Guard
6-2 | 175
Greenwood, Ind.
Greenwood Christian (Hope College)

Birthdate: May 21, 2001 (age 20)
Major: Computer Engineering

2022-2023 SIGNEES



KHARYE CAYNE

Junior | Forward
6-10
Raleigh, N.C.
USC Salkehatchie

QUICK NOTES

- Averaged 7.6 points, 8.8 rebounds and 4.5 blocked shots per game as a red-shirt freshman at USC Salkehatchie while shooting 61 percent from the floor and 46 percent from three-point range
- Was invited to the All-American JUCO Showcase in July 2021
- Redshirted as a true freshman at Hutchinson J.C. in 2019-20




COOPER DEWITT

Junior | Guard
6-6
Pasco, Wash.
North Idaho College

QUICK NOTES

- Averaged 8.8 points, 4.5 rebounds and 4.3 assists per game as a freshman at North Idaho College while shooting 50 percent overall and 41.2 percent from three in 2020-21
- Named Mid-Columbia Conference Player of the Year and Defensive Player of the Year as a senior at Chiawana (Wash.) High School after averaging 14 points and 6 assists per game




DAYLAN HAMILTON

Junior | Guard
6-3
Houston, Texas
Triton College

QUICK NOTES

- Played the 2020-21 season at Western Michigan where he averaged 3.0 points and 0.9 rebounds per game in 15 appearances
- Averaged 26 points per game as a senior at Klein Forest (Texas) High School, earning Texas Association of Basketball Coaches' Class 6A First Team All-State honors
- Named the District 15-6A Most Valuable Player and All-Region honoree




AMHAD JARRARD

Freshman | Guard
6-5
Indianapolis, Ind.
Mt. Vernon H.S.

QUICK NOTES

- 2021 Hancock County Player of the Year and two-time Hoosier Heritage Conference honoree
- Was an honorable mention underclass All-State selection
- Averaged 12.9 points, 3.5 rebounds and 2.6 assists per game as a junior while shooting 55 percent from the floor
- Averaged 10.7 points, 4.7 rebounds and 3.4 assists per game his sophomore season



ARMON JARRARD

Freshman | Guard
6-3
Indianapolis, Ind.
Mt. Vernon H.S.

QUICK NOTES

- Named First Team All-Hancock County as a junior and underclass All-State
- Averaged 12.8 points, 4.0 rebounds, 2.3 assists and 2.2 steals per game as a junior while knocking down 42 percent from three-point range
- He and his twin brother helped Mt. Vernon to a 17-7 mark as juniors and a sectional title

FORMER JAGUARS IN THE PROS

George Hill - Milwaukee Bucks (NBA)

- averaging 7.7 ppg, 3.4 rpg and 2.5 apg this season
- 14th season in the NBA
- averages 10.9 ppg, 3.1 rpg and 3.1 apg for his career (841 games)

Elyjah Goss - Borås Basket (Sweden)

- averaging 8.5 ppg and 6.5 rpg in his first season
- Boras Basket (10-5) is ranked No. 3 in the Sweden Basketligan and is amidst a six-game winning streak

Marcus Burk - Grand Rapids Gold (NBA G League)

- averaging 6.6 ppg and ranks among the league leaders in 3FG% (44.7%)
- was recently flanked by four former NBA players on the court for Grand Rapids: Isaiah Thomas, Lance Stephenson & Nik Stauskas

Ahmed Ismail - Doha Club (Saudi Arabia)

- Averaging 25.0 ppg, 16.0 rpg and 1.5 bpg in four games for Doha
- Recently had a double-double of 26 pts, 31 reb and 4 blk

Alex Young - Al Sharjah (UAE ULB)

Robert Glenn - Metros (Dominican Republic LNB)

D.J. McCall - Fort Wayne Mad Ants (NBA G League)

Kellon Thomas - Columbus Condors (TBL)



LAST FOUR BOX SCORES

GAME #12 • WRIGHT STATE 72, IUPUI 58 (DAYTON, OHIO - NUTTER CENTER)

IUPUI - 58													Shooting By Period												
Record: 1-11 (0-3)													1st FG% 9:27 29.6%												
NO. Name	Min	FG	3P	FT	Rebounds	Fouls	TP	AS	TO	ST	Blocks	+/-	1st FG%	3PT%	FT%	2nd FG%	3PT%	FT%	GM FG%	3PT%	FT%				
		M-A	M-A	M-A	OR DR TOT	PF FD					BS BA														
24 Jonah Carrasco	F	22:12	2-4	0-0	1-2	1 2 3	4	2	5	0	1	1	0	0	-4	1st FG%	3PT%	FT%	2nd FG%	3PT%	FT%	GM FG%			
00 B.J. Maxwell	G	29:13	2-8	1-4	2-3	2 5 7	3	2	7	2	1	1	0	0	-16	3PT%	FT%	2nd FG%	3PT%	FT%	GM FG%				
5 Nathan McClure	G	35:57	2-3	1-1	0-0	2 4 6	3	2	5	2	3	6	0	0	-7	2nd FG%	3PT%	FT%	3PT%	FT%	GM FG%				
12 Azariah Seay	G	27:45	6-17	2-6	2-2	3 2 5	4	1	16	0	2	2	0	1	-18	3PT%	FT%	GM FG%	3PT%	FT%	FT%				
25 Boston Stanton III	G	26:10	3-8	2-3	2-0	1 1 1	4	2	16	1	2	1	0	1	8	GM FG%	3PT%	FT%	3PT%	FT%	FT%				
4 Bakari LaStrap	A	35:14	3-10	1-2	4-6	0 1 1	1	4	11	5	1	0	0	0	-8	3PT%	FT%	3PT%	FT%	FT%	FT%				
23 Chuks Istitua	G	11:38	2-3	0-0	0-0	1 2 3	1	0	4	0	4	0	0	0	-16	FT%	3PT%	FT%	3PT%	FT%	FT%				
33 Dimitar Pandev	G	11:51	0-3	0-1	0-0	1 1 2	1	0	0	2	0	0	0	0	-9	FT%	3PT%	FT%	3PT%	FT%	FT%				
Team																									
Totals		20:56	7-17	11-15	12	20	32	21	13	58	10	16	11	0	2	-14									

Wright St. - 72													Shooting By Period												
Record: 8-7 (5-1)													1st FG% 11:29 37.9%												
NO. Name	Min	FG	3P	FT	Rebounds	Fouls	TP	AS	TO	ST	Blocks	+/-	1st FG%	3PT%	FT%	2nd FG%	3PT%	FT%	GM FG%	3PT%	FT%				
		M-A	M-A	M-A	OR DR TOT	PF FD					BS BA														
00 Grant Basile	F	31:07	4-9	0-1	5-7	3 6 9	2	4	13	2	5	1	1	0	14	3PT%	FT%	2nd FG%	3PT%	FT%	GM FG%				
12 AJ Braun	C	17:46	2-5	0-0	2-4	3 1 4	0	3	6	0	2	0	0	0	16	FT%	3PT%	2nd FG%	3PT%	FT%	GM FG%				
1 Trey Calvin	G	32:28	7-14	0-5	2-3	0 4 4	2	3	16	2	2	3	0	0	19	2nd FG%	3PT%	FT%	3PT%	FT%	GM FG%				
2 Tanner Holden	G	32:29	7-14	1-2	5-6	5 0 5	1	6	20	2	2	0	1	0	7	3PT%	FT%	GM FG%	3PT%	FT%	FT%				
24 Tim Finke	G	29:33	4-7	2-5	1-2	1 4 5	2	3	11	0	3	1	0	0	12	FT%	3PT%	GM FG%	3PT%	FT%	FT%				
22 Andrew Welage	G	16:15	0-1	0-0	0-0	2 2 2	2	0	0	4	1	1	0	0	0	0	GM FG%	3PT%	FT%	3PT%	FT%	FT%			
4 Keaton Norris	A	23:34	1-1	1-1	0-0	2 2 2	2	0	3	0	0	0	0	0	7	3PT%	FT%	3PT%	FT%	FT%	FT%				
5 C.J. Wilbourn	G	04:43	0-0	0-0	0-0	0 0 0	0	0	0	0	0	0	0	0	-8	FT%	3PT%	GM FG%	3PT%	FT%	FT%				
13 Riley Voss	G	05:29	0-3	0-3	0-0	0 0 0	1	1	0	0	0	0	0	0	9	3PT%	FT%	3PT%	FT%	FT%	FT%				
20 Andy Neff	G	02:12	0-0	0-0	0-2	0 0 0	0	1	0	0	0	0	0	0	-2	FT%	3PT%	GM FG%	3PT%	FT%	FT%				
23 James Manns	G	02:12	1-1	1-1	0-0	2 2 0	0	3	0	1	0	0	0	0	-2	3PT%	FT%	3PT%	FT%	FT%	FT%				
32 TJ Nagy	G	02:12	0-0	0-0	0-0	0 0 0	1	0	0	0	0	0	0	0	-2	FT%	3PT%	GM FG%	3PT%	FT%	FT%				
Team																									
Totals		26:55	5-19	15-24	13	23	36	13	21	72	10	16	6	2	0	14									

Points from													Period by Period Scoring												
IUP													1st 2nd TOT												
Turnovers													IUP 23 35 58												
Paint													WSU 33 39 72												
Second Chance																									
Fast Breaks																									
Bench																									
Biggest lead	IUP		WSU		Points from		IUP		WSU		Period by Period Scoring		1st		2nd		TOT								
Best Scoring Run	5 (1st 10:29)		20 (2nd 7:33)		Turnovers		16		19		IUP		23		35		58								
Lead Changes	11 (1st 10:29)		12 (2nd 10:29)		Paint		16		36		WSU		33		39		72								
Times Tied	2				Second Chance		8		16																
Time with Lead	05:41		33:11		Fast Breaks		6		16																
					Bench		15		6																

GAME #13 • UIC 67, IUPUI 65 (INDIANAPOLIS - INDIANA FARMERS COLISEUM)

UIC - 67													Shooting By Period												
Record: 5-6 (1-3)													1st FG% 11:27 40.7%												
NO. Name	Min	FG	3P	FT	Rebounds	Fouls	TP	AS	TO	ST	Blocks	+/-	1st FG%	3PT%	FT%	2nd FG%	3PT%	FT%	GM FG%	3PT%	FT%				
		M-A	M-A	M-A	OR DR TOT	PF FD					BS BA														
23 Zion Griffin	F	26:26	6-11	2-6	1-1	2 1 3	2	2	15	0	1	0	1	1	5	1st FG%	3PT%	FT%	2nd FG%	3PT%	FT%	GM FG%			
50 Filip Skobalj	F	29:54	3-8	1-4	0-0	3 5 8	2	0	7	1	5	0	0	0	7	3PT%	FT%	2nd FG%	3PT%	FT%	GM FG%				
0 Jace Carter	G	28:18	5-9	1-3	0-1	2 1 3	3	1	11	1	1	1	0	0	7	FT%	3PT%	2nd FG%	3PT%	FT%	GM FG%				
13 Kevin Johnson	G	38:03	4-9	1-4	8-8	0 2 2	2	6	17	6	2	3	0	0	5	3PT%	FT%	GM FG%	3PT%	FT%	FT%				
20 Jamie Ahale	G	17:15	2-6	2-6	0-0	0 1 1	1	1	6	0	1	0	0	0	-2	GM FG%	3PT%	FT%	3PT%	FT%	FT%				
10 Jalen Johnson	G	16:00	1-2	1-2	0-0	0 0 0	0	0	3	1	1	0	0	0	-5	3PT%	FT%	3PT%	FT%	FT%	FT%				
4 Brandon Battle	G	13:19	0-0	0-0	0-0	0 0 0	0	0	0	0	0	0	0	0	-6	FT%	3PT%	GM FG%	3PT%	FT%	FT%				
5 Jalen Warren	G	27:20	3-4	1-2	1-3	0 1 1	1	4	8	3	2	2	0	0	4	3PT%	FT%	3PT%	FT%	FT%	FT%				
15 Griffin Yaklich	G	02:25	0-0	0-0	0-0	0 0 0	1	0	0	0	1	0	0	0	-5	FT%	3PT%	GM FG%	3PT%	FT%	FT%				
Team																									
Totals		24:49	9-27	10-13	8	15	23	12	14	67	12	14	6	2	1	2									

IUPUI - 65													Shooting By Period												
Record: 1-12 (0-4)													1st FG% 12:25 48.0%												
NO. Name	Min	FG	3P	FT	Rebounds	Fouls	TP	AS	TO	ST	Blocks	+/-	1st FG%	3PT%	FT%	2nd FG%	3PT%	FT%	GM FG%	3PT%	FT%				
		M-A	M-A	M-A	OR DR TOT	PF FD					BS BA														
24 Jonah Carrasco	F	28:24	4-4	0-0	2-2	2 2 4	2	2	10	0	3	0	1	0	-9	1st FG%	3PT%	FT%	2nd FG%	3PT%	FT%	GM FG%			
00 B.J. Maxwell	G	31:15	3-12	2-6	2-2	1 3 4	2	2	10	1	2	1	0	1	-8	3PT%	FT%	2nd FG%	3PT%	FT%	GM FG%				
5 Nathan McClure	G	36:40	4-6	1-3	0-0	2 4 6	3	0	9	0	4	2	0	0	7	FT%	3PT%	GM FG%	3PT%	FT%	FT%				
12 Azariah Seay	G	17:52	2-7	0-4	2-2	1 0 1	0	2	6	2	0	0	0	0	-16	2nd FG%	3PT%	FT%	3PT%	FT%	GM FG%				
25 Boston Stanton III	G	23:32	3-4	1-1	0-0	0 3 3	0	0	7	1	2	2	0	0	8	3PT%	FT%	GM FG%	3PT%	FT%	FT%				
4 Bakari LaStrap	A	24:51	7-10	1-1	1-2	1 2 3	3	0	16	3	2	2	0	0	3	GM FG%	3PT%	FT%	3PT%	FT%	FT%				
10 Mike DePersia	G	25:57	1-4	0-0	1-2	0 1 1	2	4	3	3	1	2	0	1	1	3PT%	FT%	3PT%	FT%	FT%	FT%				
23 Chuks Istitua	G	11:29	2-3	0-0	0-0	1 1 2	1	2	4	0	0	1	0	0	7	FT%	3PT%	GM FG%	3PT%	FT%	FT%				
Team																									
Totals		26:50	5-15	8-10	10	19	29	14	12	65	10	14	10	1	2	-2									

Points from													Period by Period Scoring												
IUPUI													1st 2nd TOT												
Turnovers													IUPUI 28 37 65												
Paint																									
Second Chance																									
Fast Breaks																									
Bench																									
Biggest lead	UIC		IUPUI		Points from		IUPUI		Period by Period Scoring		1st		2nd		TOT										
Best Scoring Run	3 (1st 1:06)		8 (2nd 9:02)		Turnovers		15		13		IUPUI		28		37										
Lead Changes	9				Paint		28		32																
Times Tied	7				Second Chance		10		12																
Time with Lead	10:35		22:23		Fast Breaks		6		7																
					Bench		11		23																

GAME #14 • GREEN BAY 69, IUPUI 54 (GREEN BAY, WISC. - RESCH CENTER)

IUPUI - 54													Shooting By Period												
Record: 1-13 (0-5)													1st FG% 10:25 40.0%												
NO. Name	Min	FG	3P	FT	Rebounds	Fouls	TP	AS	TO	ST	Blocks	+/-	1st FG%	3PT%	FT%	2nd FG%	3PT%	FT%	GM FG%	3PT%	FT%				
		M-A	M-A	M-A	OR DR TOT	PF FD					BS BA														
24 Jonah Carrasco	F	15:53	1-3	0-0	3-4	2 1 3</																			